



# Cairn®

## Under-Mount Kitchen Sink

### K-8199

#### Features

- 36-inch minimum base cabinet.
- Double-equal bowls.
- 9-1/2-inch depth provides generous workspace.
- Slim divide creates more space while allowing you to completely submerge pots and pans.
- No faucet holes.
- Rear drains increase workspace in the sink and storage space underneath.
- Includes K-5656 bottom sink rack.
- Includes cutout templates and installation clips.

#### Material

- KOHLER Neoroc® composite is durable and built to withstand day-to-day cleaning tasks.
- Matte finish offers rich, dimensional color.
- Solid color throughout the sink.
- Heat resistant up to 750°F.
- Scratch, stain, chip, and thermal-shock resistant.

#### Installation

- Undermount.
- Easy to install in a one-person, single-day project.

#### Recommended Products/Accessories

K-5656 Sink Rack  
K-8801 Sink Strainer  
K-8799 Sink Strainer  
K-23726 Drain treatment  
K-23730 Neoroc® cleaner

#### Optional Products/Accessories

K-11352 Disposal Flange with Stopper  
K-9000 P-Trap

#### Included Components

Product consists of:  
K-5656 Sink Rack



#### Codes/Standards









CSA B45.5/IAPMO Z124

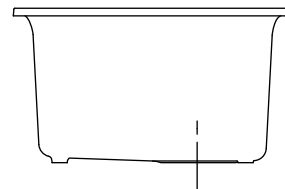
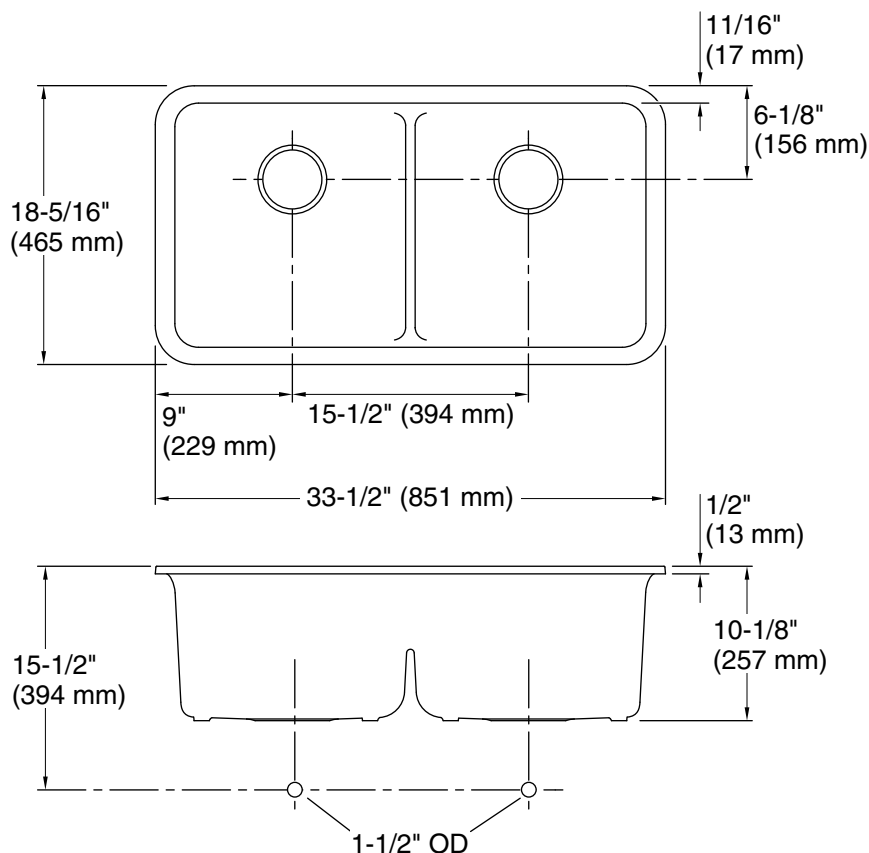
#### KOHLER® Neoroc® Sinks Lifetime Limited Warranty

See website for detailed warranty information.

#### Available Colors/Finishes

*Color tiles intended for reference only.*

Color	Code	Description
	CM6	Matte White
	CM7	Matte Graphite
	CM5	Matte Beige
	CM8	Matte Black Plum
	CM1	Matte Black
	CM2	Matte Brown
	CM3	Matte Toupe
	CM4	Matte Grey



## Technical Information

All product dimensions are nominal.

Bowl configuration: Double equal

Installation: Under-mount

Min. base cabinet width: 36" (914 mm)

Bowl area (Left): Length: 14-7/8" (378 mm)  
Width: 15-3/16" (386 mm)  
Bowl depth: 9-1/2" (241 mm)  
Water depth: 9-1/2" (241 mm)

Bowl area (Right): Length: 14-7/8" (378 mm)  
Width: 15-3/16" (386 mm)  
Bowl depth: 9-1/2" (241 mm)  
Water depth: 9-1/2" (241 mm)

Drain hole: 3-7/8" (98 mm)

Template: 1256394-7, required, included

## Notes

Install this product according to the installation instructions.