



## Hartland® Top-mount Kitchen Sink K-5818-1

### Features

- 36-inch minimum base cabinet width.
- Double-equal bowls.
- 9" depth provides generous workspace.
- Single faucet hole.
- Rear drain increases workspace in the sink and storage space underneath.

### Material

- KOHLER® enameled cast iron.

### Installation

- Top-mount.

### Recommended Products/Accessories

K-5133 Left-Bowl Sink Rack  
K-5135 Right-Bowl Sink Rack  
K-8801 Sink Strainer  
K-8799 Sink Strainer  
K-23726 Drain treatment  
K-23725 Cast iron cleaner

### Optional Products/Accessories

K-6016R Right-Bowl Sink Rack  
K-6545 Sponge Caddy  
1054375 Undermount sink kit, 23"  
K-11352 Disposal Flange with Stopper  
K-9000 P-Trap



### Codes/Standards





ASME A112.19.1/CSA B45.2

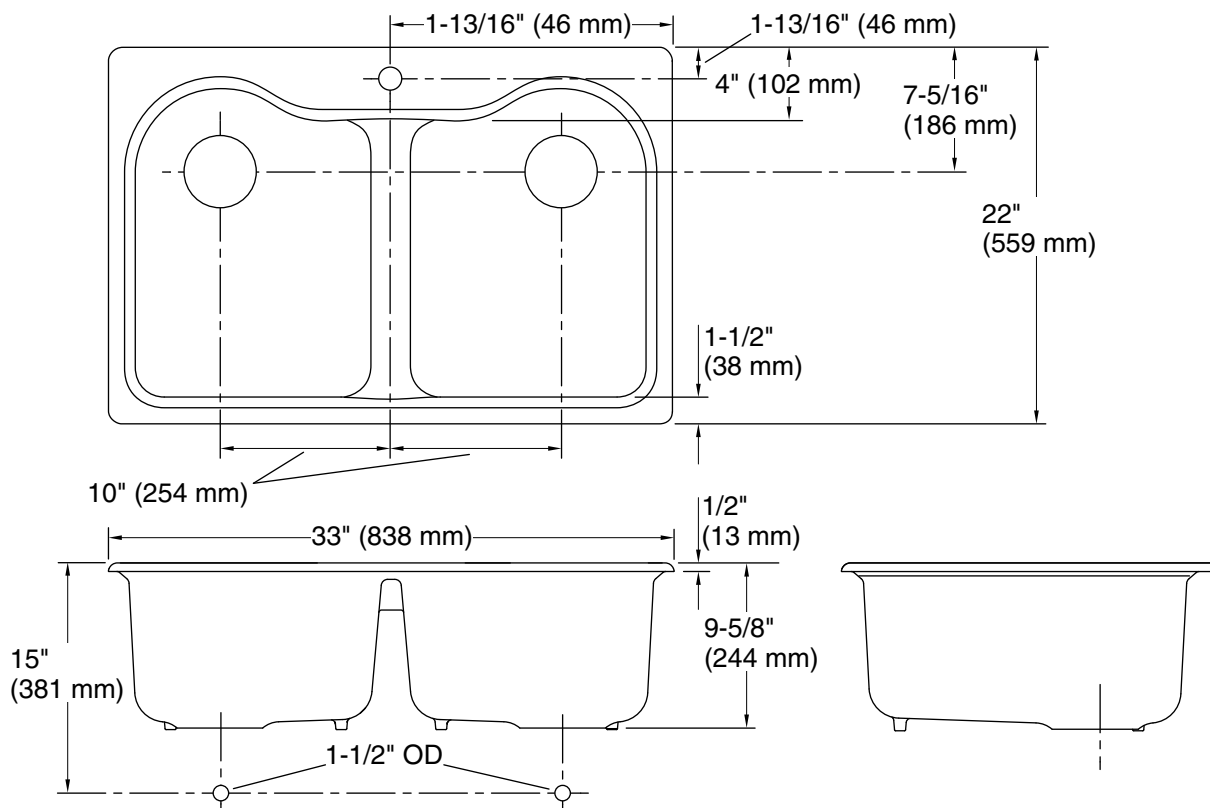
### KOHLER® Enameled Cast Iron Kitchen Sink Lifetime Limited Warranty

See website for detailed warranty information.

### Available Colors/Finishes

*Color tiles intended for reference only.*

Color	Code	Description
	0	White
	96	Biscuit
	47	Almond
	7	Black Black™



## Technical Information

All product dimensions are nominal.

Bowl configuration: Double equal

Installation: Top-mount

Min. base cabinet width: 33" (838 mm)

Bowl area (Left): Length: 14-1/8" (359 mm)

Width: 16-1/4" (413 mm)

Bowl depth: 9" (229 mm)

Bowl area (Right): Length: 14-1/8" (359 mm)

Width: 16-1/4" (413 mm)

Bowl depth: 9" (229 mm)

Number of deck holes: 1

Faucet hole(s): 1-3/8" (35 mm)

Drain hole: 3-7/8" (98 mm)

Template: 1125670-7, required, included

## Notes

Install this product according to the installation instructions.

**NOTICE:** The countertop manufacturer or cutter must use the cut-out template provided with the product, or a current one provided by the Kohler Co. (Call 1-800-4-KOHLER.) Kohler Co. is not responsible for cut-out errors when the incorrect cut-out template is used.