




PRODUCT NAME: Orbit 4-light chandelier

ITEM NUMBER: 25142OI

Please consult your electrician for hanging fixture and wiring.




**Caution: Bulbs get very hot and may burn you.
Always make sure bulbs are off for a minimum
of 10 minutes before handling**

Bulb(not included): 4-60 Watt Candelabra Base Bulbs


IMPORTANT: Turn off the power at the main fuse or circuit breaker box before starting installation



A



B



C

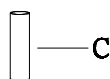


CRP028/1J
20PCS



CRP028/2J
1 PCS

Locate all hardware & components before discarding packaging



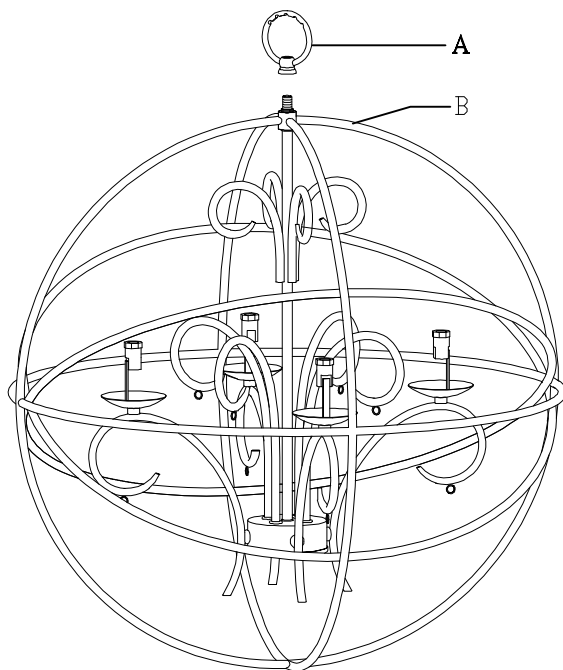
C



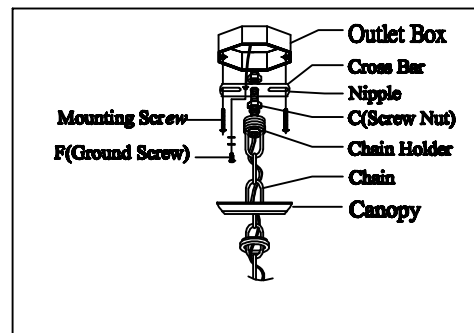
CRP028/1J



CRP028/2J

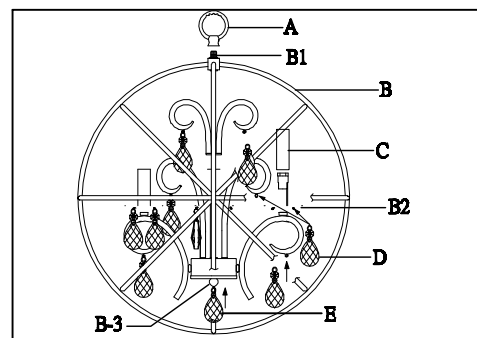


1.)



Step.1: Wire fixture to wires in outlet box.
Copper wire is for Ground.
Install canopy to cross bar and tighten
it by loop

2.)



Step.2: Hang the crystal (CRP028/1J /
CRP028/2J) on the metal cup(B2) Put the
tube(C) onto the metal cup(B2) Locked
the loop(A) to the nipple(B1) till tighten

Cleaning & Care:

Clean with soft cloth and a mild detergent.
Do not use abrasive cleaner.