
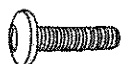

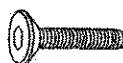


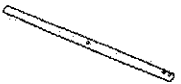




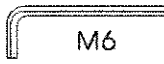


CH-152551-VY-GG

1. Please put the chair on flat floor

2. Please do not tight all bolts until all components are at right position

PART IDENTIFICATION	QUANTITY PER SET	PART IDENTIFICATION	QUANTITY PER SET
A: 	1	G:  M6x18	16
B: 	1	H:  M6x30	4
C: 	1	K:  M6*18	9
D: 	4	M:  M6*14	8
E: 	1	L1:  M5	1
F:  Mx25	1	L2:  M6	1
<p>①</p>		<p>②</p>	
<p>③</p>		<p>④</p>	