

CARE AND MAINTENANCE

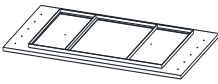





Spot clean using a mild water-free solvent. Only a professional cleaner should undertake a complete overall cleaning.
The use of steam or water-based cleaners may cause excessive shrinking or staining.

SAFAVIEH
COUTURE

NOTICE

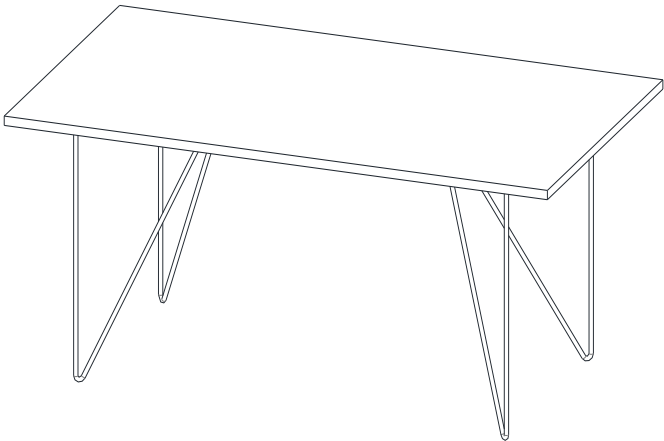
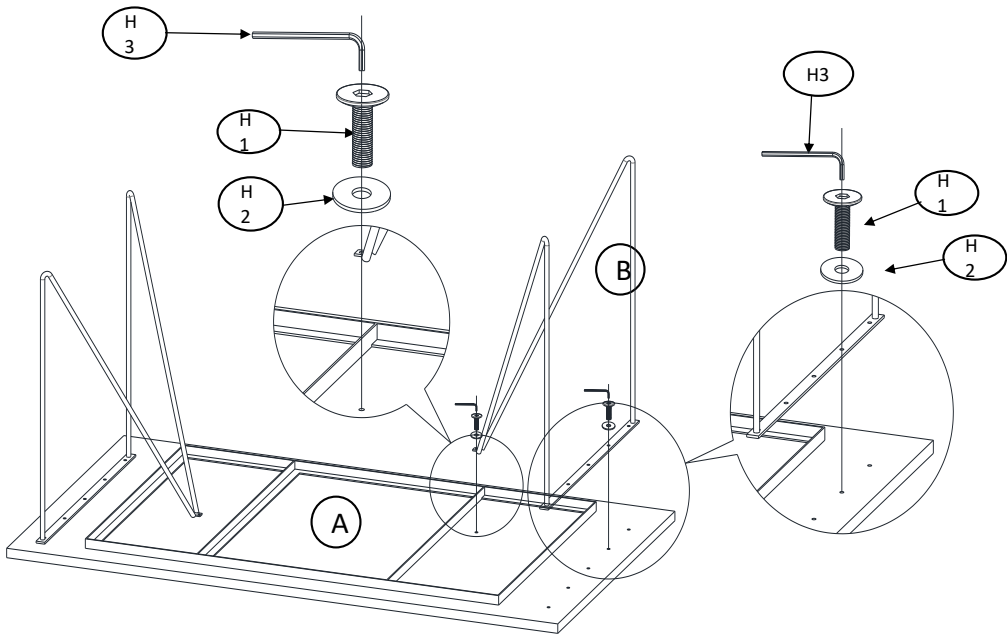
- * Please make sure that you have all parts indicated before you begin assembly of this item
- * This item should be assembled on a soft surface to prevent scratching the finish during assembly
- * This item may require periodic tightening

Part List and Hardware List

PIECE	DESCRIPTION	PICTURE	QUANTITY	
A	TOP		1X	Item# SFV5700A Product dimensions: 63"W* 35.43"D* 29.92"H 
B	Leg		2X	
H1	Allen bolt 16x6 mm		12X	
H2	Flat washer 16 mm		12X	
H3	Allen key 4 mm		1X	

PREPARATION

Before beginning assembly of product, make sure all parts are present. Compare parts with package contents list and hardware contents list.
If any part is missing or damaged, do not attempt to assemble the product.
Estimated Assembly Time: 15 minutes.
Tools Required for Assembly (included): Allen Key



STEP1: PUT THE WASHERS (H2) ON THE ALLEN BOLT (H1) IN THE ORDER SHOWN IN THE PICTURE

STEP2: INSERT INTO THE TOP UNDERNEATH HOLE AND TIGHTEN WITH ALLEN KEY (H3).

STEP3 : FLIP THE TABLE UPRIGHT WITH HELP.