

### Features

- For use with valves with a diverter
- Complements Pinstripe® Suite
- Lever handle
- Requires a Rite-Temp® pressure-balancing valve
- 6-7/8" (175 mm) non-diverter spout with 1/2" NPT connection

### Material

- Premium material construction

### Installation

- Wall-mount

### Required Products/Accessories

K-11748 Series Rite-Temp® Valves



### Codes/Standards

ASME A112.18.1/CSA B125.1




DOE - Energy Policy Act 1992

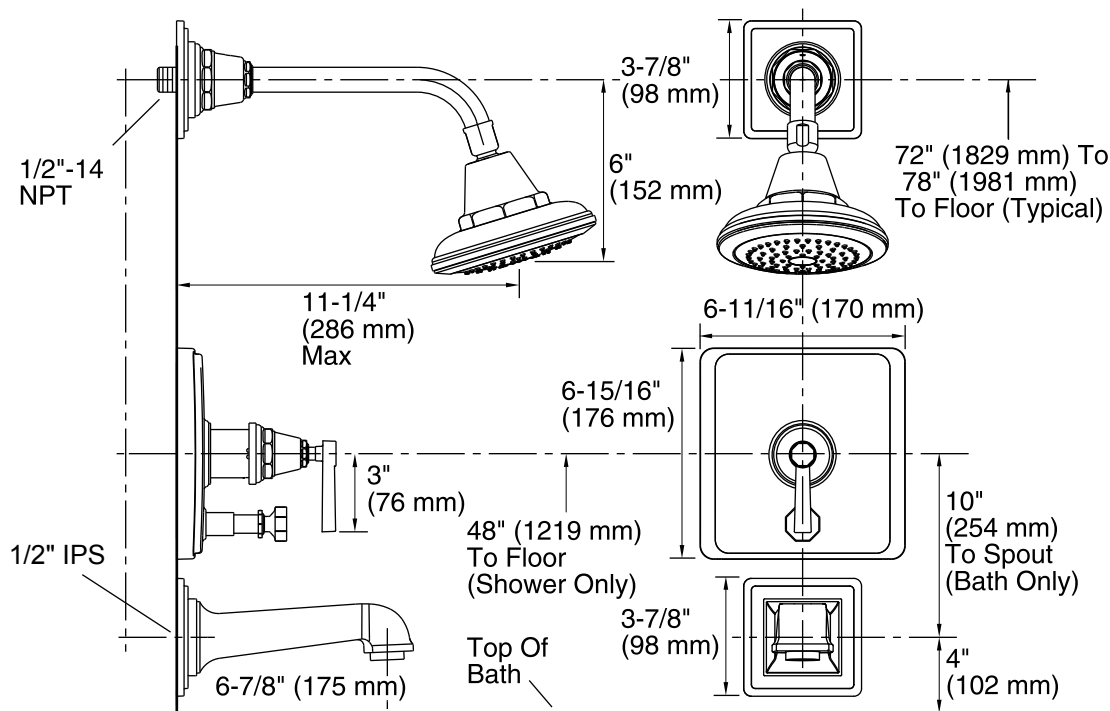
### KOHLER® Faucet Lifetime Limited Warranty

See website for detailed warranty information.

### Available Colors/Finishes

*Color tiles intended for reference only.*

| Color  | Code | Description              |
|--|------|--------------------------|
|  | CP   | Polished Chrome          |
|  | SN   | Vibrant® Polished Nickel |
|  | BN   | Vibrant® Brushed Nickel  |



### Technical Information

All product dimensions are nominal.

### Notes

Install this product according to the installation guide.

Avoid cross-flow conditions. Do not install shut-off device on either valve outlet.

Cap the shower outlet if deck-mount spout, diverter, or handshower is connected to the spout outlet.

Install straight pipe or tube drop of 7" (178 mm) to 18" (457 mm) with single elbow between the valve and wall-mount spout.