






Care and Maintenance

Dust with a soft, dry cloth.Do not use abrasive cleaner. To clean mirror, spray a small amount of glass cleaner onto a lint-free cloth and wipe mirror clean.

Notice

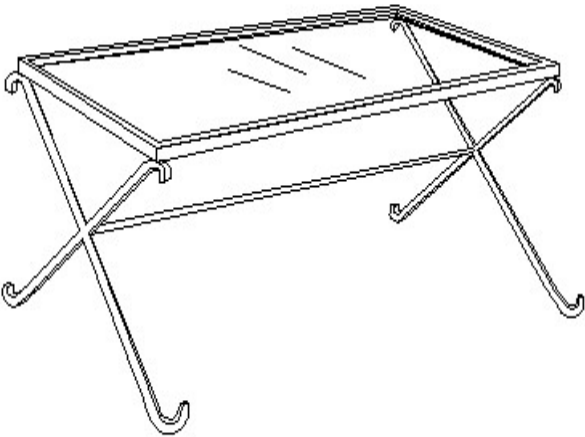
- * Please make sure that you have all parts indicated before you begin assembly of this item
- * This item should be assembled on a soft surface to prevent scratching the finish during assembly
- *This item may require periodic tightening

Part List and Hardware List

Piece	Description	Picture	Quantity
A	Side Legs		2 X
B	Mid.bar		1 X
C	Iron Frame		1 X
D	Glass Top		1 X
E	Screws		8 X

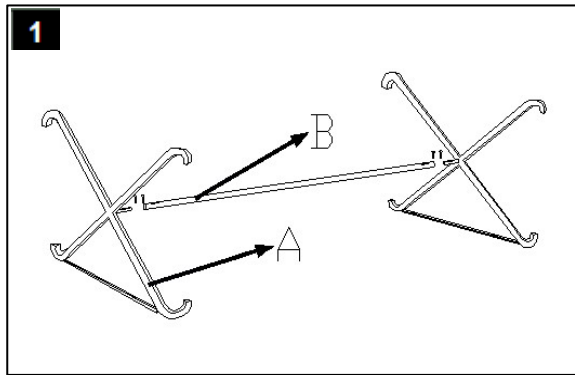


Model # FOX2551A
Product Dimensions: 43"W x 20"D x 18 1/4"H

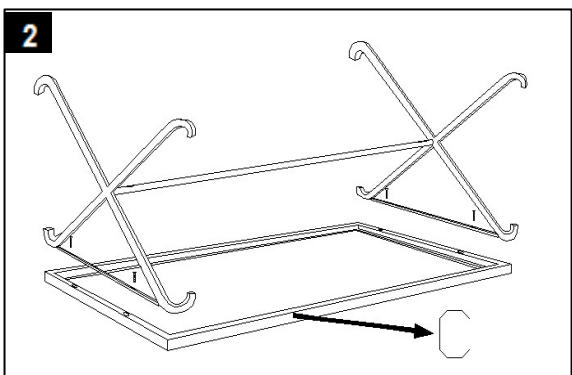


Preparation

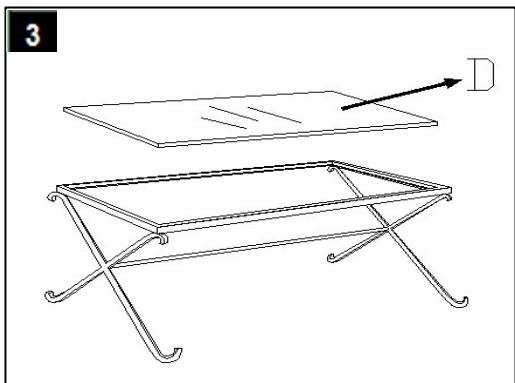
Before beginning assembly of product, make sure all parts are present. Compare parts with package contents list and hardware contents list.
If any part is missing or damaged, do not attempt to assemble the product.
Estimated Assembly Time: 10 minutes.



Step 1
Assemble the Side Legs(A) IrMid.bar(B)
together as shown in the picture.



Step 2
Assemble the Side Legs(A) Iron Frame(C)
together as shown in the picture.



Step 3
Carefully turn over the table and place the Glass
Top(D)