

# SEVENTE SEASK

## Assembly Instruction

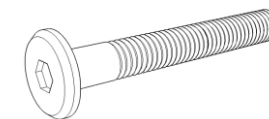
INSTRUCTION DE MONTAGE  
MONTAGEANLEITUNG  
SAMLEVEJLEDNING

**MAKE SURE THE LETTERS MATCH BEFORE ASSEMBLING**  
**NEED ASSEMBLY ASSISTANCE? CALL US AT 866-814-8325**

Code

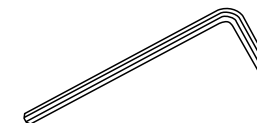
**SST 40**

Hardware



**BOLT 2,36" (8 Pcs)**

Tool

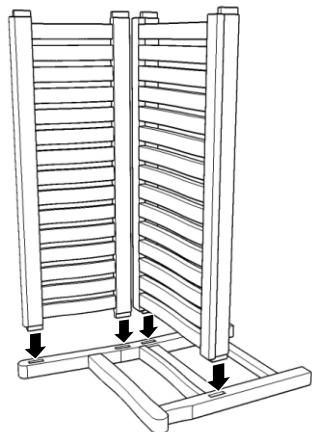


**Socket Wrench 4mm**

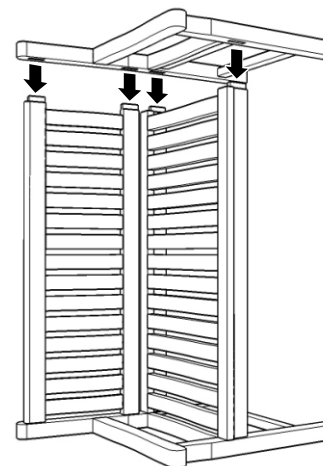
Total Section

**4 Section**

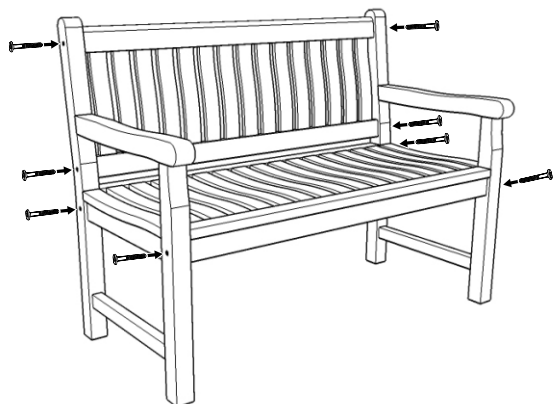
1




2



3



4



**Make sure to use Gorilla Glue (Included)**  
**on all wood joints before assembly**