

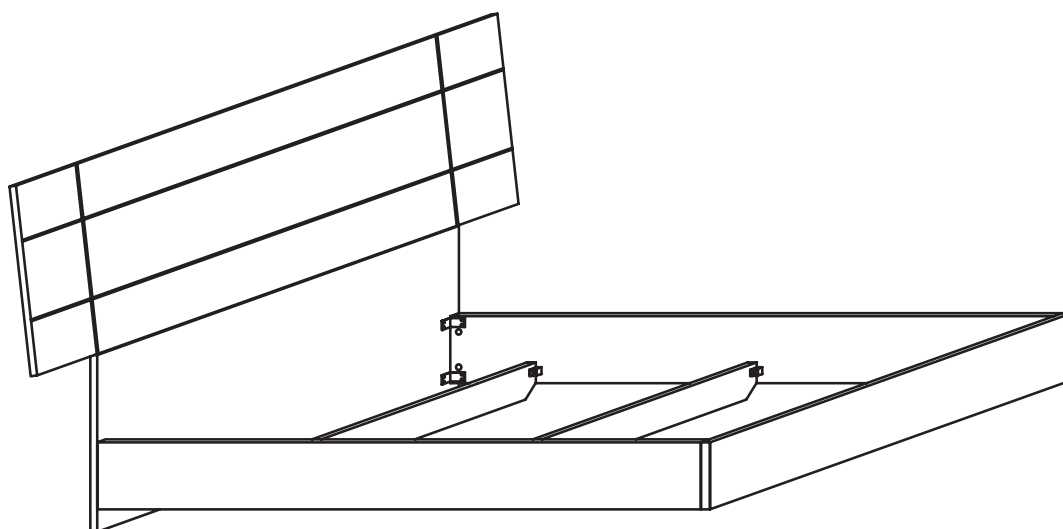


MADE IN ITALY



ICON BED

ASSEMBLY INSTRUCTIONS



IMPORTANT
ASSEMBLING THIS
UNIT NEEDS
MINIMUM 2 PEOPLE



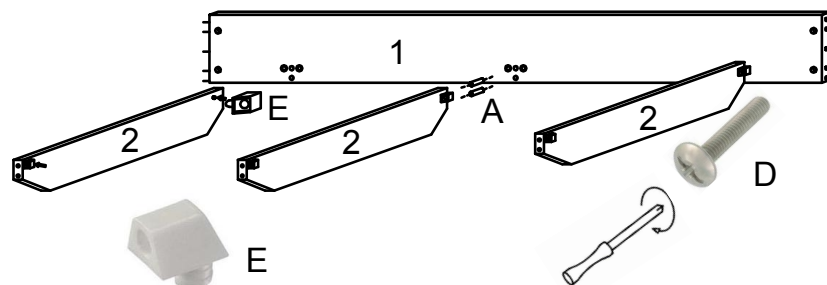
NO
DON'T USE THE DRILL



STAR INTERNATIONALTM
FURNITURE, INC.
ESSENTIALS FOR LIVING[®]

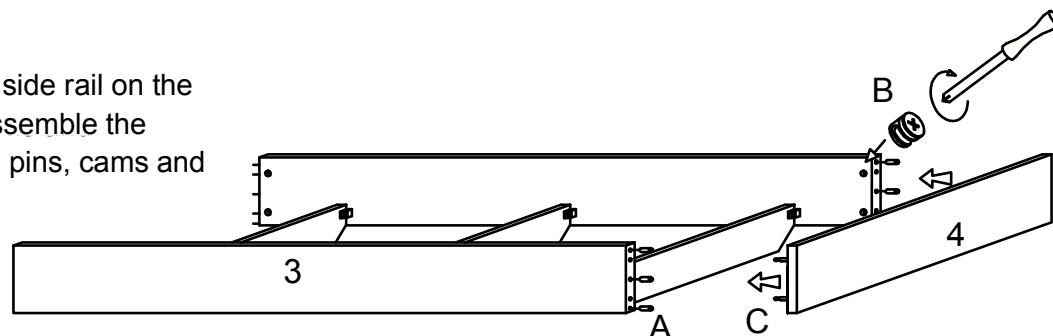
LEGEND

1	Side rails
2	Ring / Slat support
3	Side rails
4	Footboard
5	Under headboard
6	Headboard









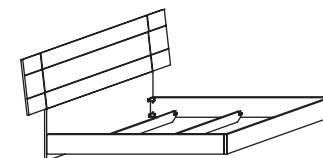
1
Fit the slat supports to the side rail, using the screws 4MA

2
Assemble the other side rail on the slat supports and assemble the footboard, using the pins, cams and wooden dowels



PARTS CHECKLIST

A		Wooden dowels (24 pcs)
B		Cams (8 pcs)
C		Pins (8 pcs)
D		Screws TBL 4MA (6 pcs)
E		Cams for TBL 4MA (6 pcs)
F		Screws TBL 6MA (18 pcs)



STAR INTERNATIONAL FURNITURE, INC.
19511 PAULING, FOOTHILL RANCH, CA 92610 USA
WWW.STARINTERNATIONALFURNITURE.COM
TEL: 949.858.2100 | FAX: 949.858.2044

IMPORTANT
ASSEMBLING THIS
UNIT NEEDS
MINIMUM 2 PEOPLE



NO
DON'T USE THE DRILL









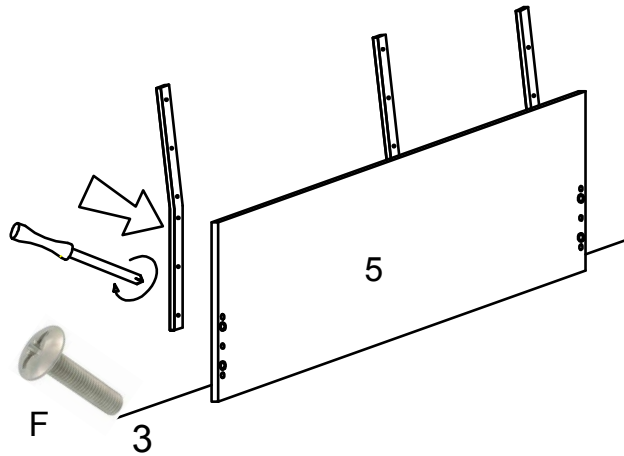
STAR INTERNATIONAL
FURNITURE, INC.
ESSENTIALS FOR LIVING®

LEGEND

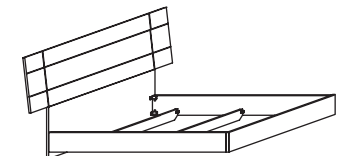
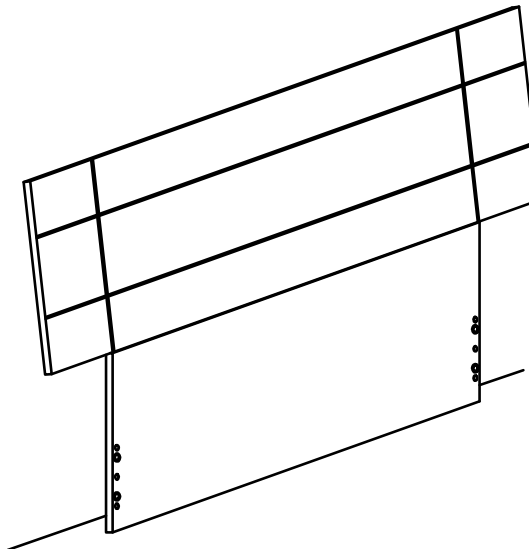
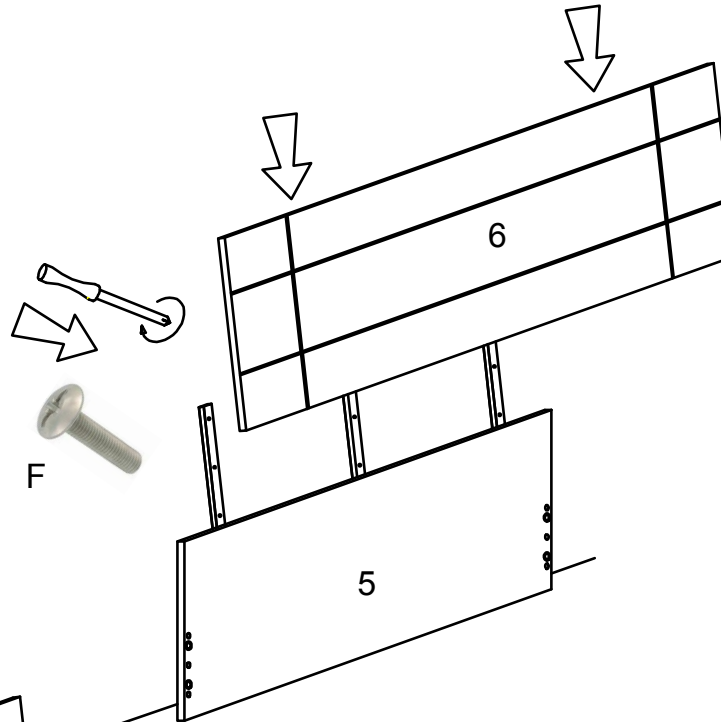
1	Side rails
2	Ring / Slat support
3	Side rails
4	Footboard
5	Under headboard
6	Headboard

PARTS CHECKLIST

A		Wooden dowels (24 pcs)
B		Cams (8 pcs)
C		Pins (8 pcs)
D		Screws TBL 4MA (6 pcs)
E		Cams for TBL 4MA (6 pcs)
F		Screws TBL 6MA (18 pcs)



Fit the iron bars first on the under headboard
and then on the hearboard, using the screws
6MA



STAR INTERNATIONAL FURNITURE, INC.

19511 PAULING, FOOTHILL RANCH, CA 92610 USA

WWW.STARINTERNATIONALFURNITURE.COM

TEL: 949.858.2100 | FAX: 949.858.2044

IMPORTANT
ASSEMBLING THIS
UNIT NEEDS
MINIMUM 2 PEOPLE



NO
DON'T USE THE DRILL









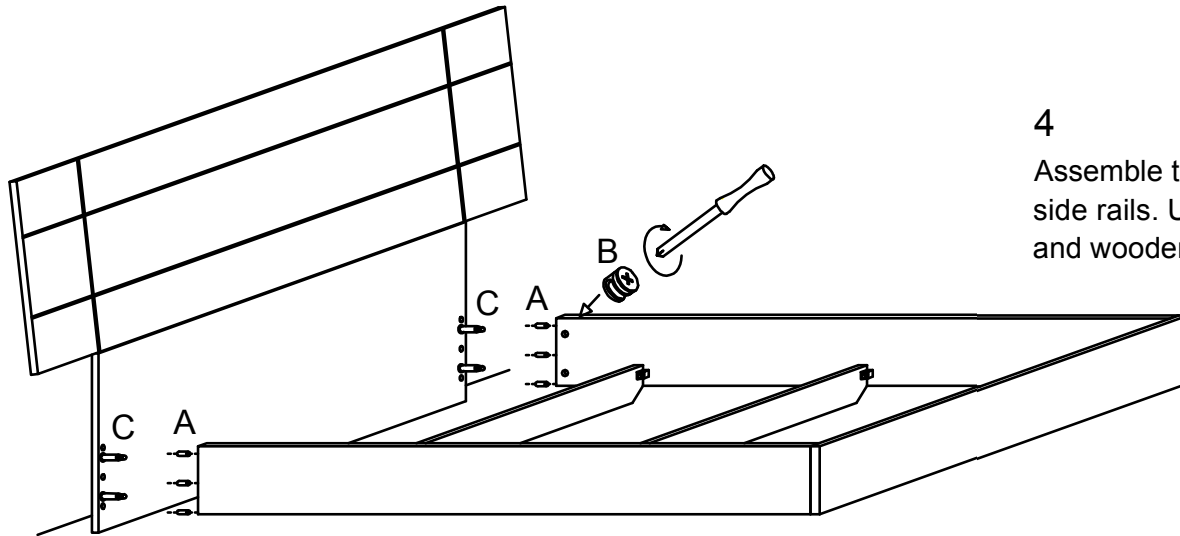
STAR INTERNATIONAL™
FURNITURE, INC.
ESSENTIALS FOR LIVING®

LEGEND

1	Side rails
2	Ring / Slat support
3	Side rails
4	Footboard
5	Under headboard
6	Headboard

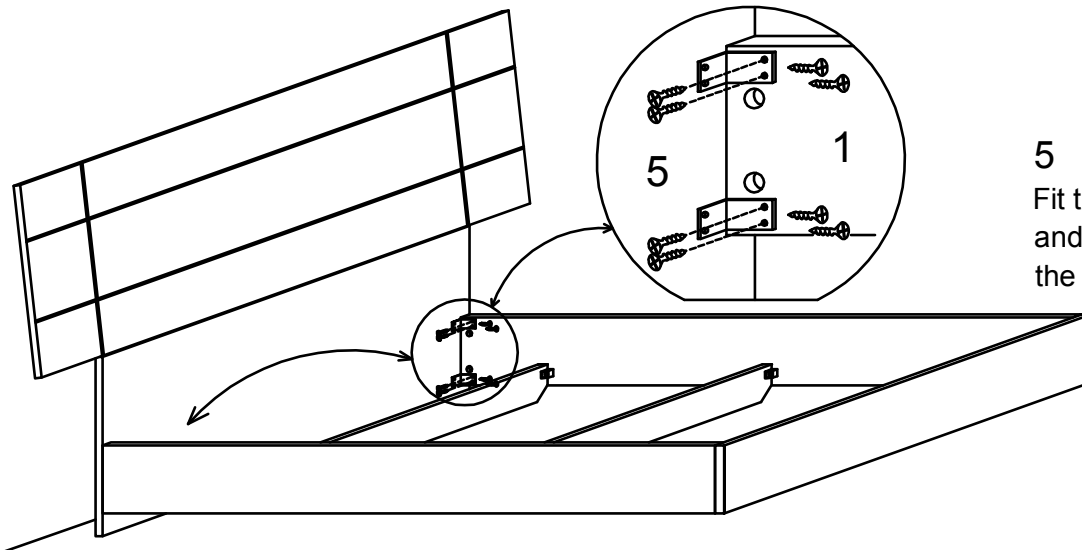
PARTS CHECKLIST

A		Wooden dowels (24 pcs)
B		Cams (8 pcs)
C		Pins (8 pcs)
D		Screws TBL 4MA (6 pcs)
E		Cams for TBL 4MA (6 pcs)
F		Screws TBL 6MA (18 pcs)



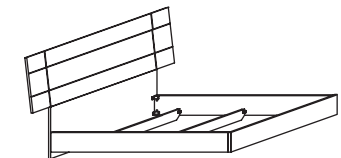
4

Assemble the headboard to the side rails. Using the pins, cams and wooden dowels



5

Fit the iron corner on the side rails and to the under headboard, using the screws TSP 4x20




STAR INTERNATIONAL FURNITURE, INC.

19511 PAULING, FOOTHILL RANCH, CA 92610 USA

WWW.STARINTERNATIONALFURNITURE.COM

TEL: 949.858.2100 | FAX: 949.858.2044



HY [®] **STAR INTERNATIONAL** [™]
FURNITURE, INC.
ESSENTIALS FOR LIVING [®]

STAR INTERNATIONAL FURNITURE, INC.

19511 PAULING, FOOTHILL RANCH, CA 92610 USA

WWW.STARINTERNATIONALFURNITURE.COM

TEL: 949.858.2100 | FAX: 949.858.2044