

## PARTS LIST / LISTE DES PIÈCES / LISTA DE PIEZAS

ITEM NO. / ARTICLE NO. / ARTICULO NO. : P344134

DESCRIPTION / LA DESCRIPCION / DESCRIPCIÓN : VANITY / COIFFEUSE / TOCADOR

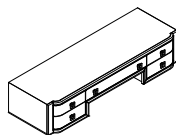
**WARNING**



**Children have died from furniture tipover. To reduce the risk of furniture tipover:**

- ALWAYS install tipover restraint provided.
- NEVER put a TV on this product.
- NEVER allow children to stand, climb or hang on drawers, doors, or shelves.
- NEVER open more than one drawer at a time.
- Place heaviest items in the lowest drawers.

*This is a permanent label.  
Do not remove!*



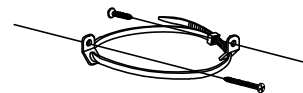
(A)

x1 Vanity  
x1 Coiffeuse  
x1 Tocador



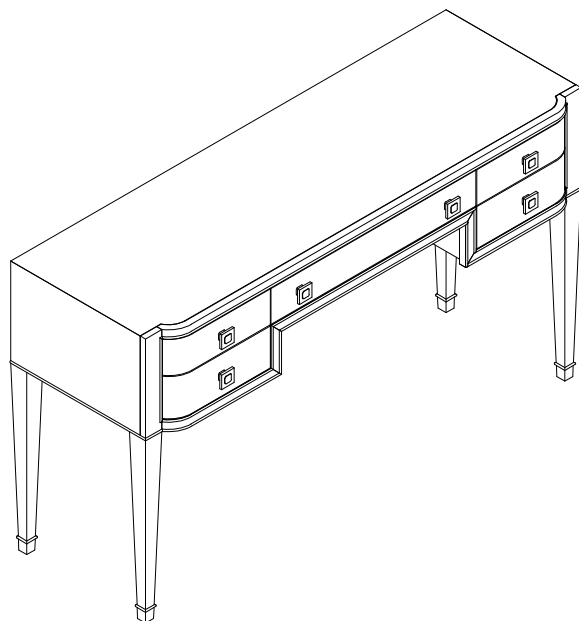
(B)

x4 Leg \*  
x4 Jambes  
x4 Piernas



(C)

x1 Furniture Tipping Restraint \*  
x1 Systeme antibasculement  
x1 Control para evitar vulcos



\* Replaceable Part

# ASSEMBLY INSTRUCTIONS / NO TICE DE MONTAGE / INSTRUCCIONES DE MONTAJE

ITEM NO. / ARTICLE NO. / ARTICULO NO. : P344134

DESCRIPTION / LA DESCRIPCION / DESCRIPCIÓN : VANITY / COIFFEUSE / TOCADOR

## ⚠ WARNING



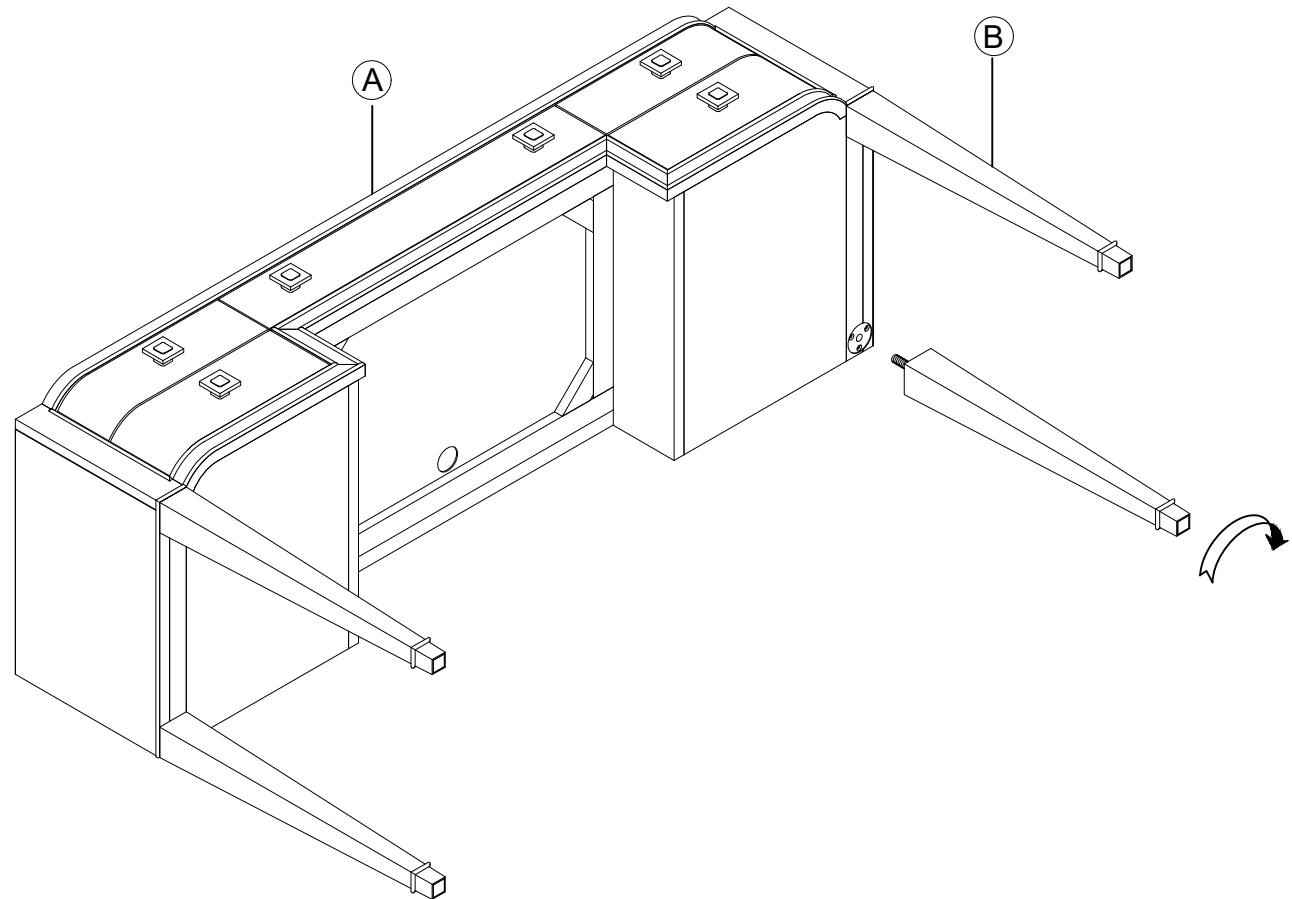
**Children have died from furniture tipover. To reduce the risk of furniture tipover:**

- ALWAYS install tipover restraint provided.
- NEVER put a TV on this product.
- NEVER allow children to stand, climb or hang on drawers, doors, or shelves.
- NEVER open more than one drawer at a time.
- Place heaviest items in the lowest drawers.

*This is a permanent label.  
Do not remove!*



1



\* Replaceable Part

# ASSEMBLY INSTRUCTIONS / NO TICE DE MONTAGE / INSTRUCCIONES DE MONTAJE

ITEM NO. / ARTICLE NO. / ARTICULO NO. : P344134

DESCRIPTION / LA DESCRIPCION / DESCRIPCIÓN : VANITY / COIFFEUSE / TOCADOR

## ⚠ WARNING



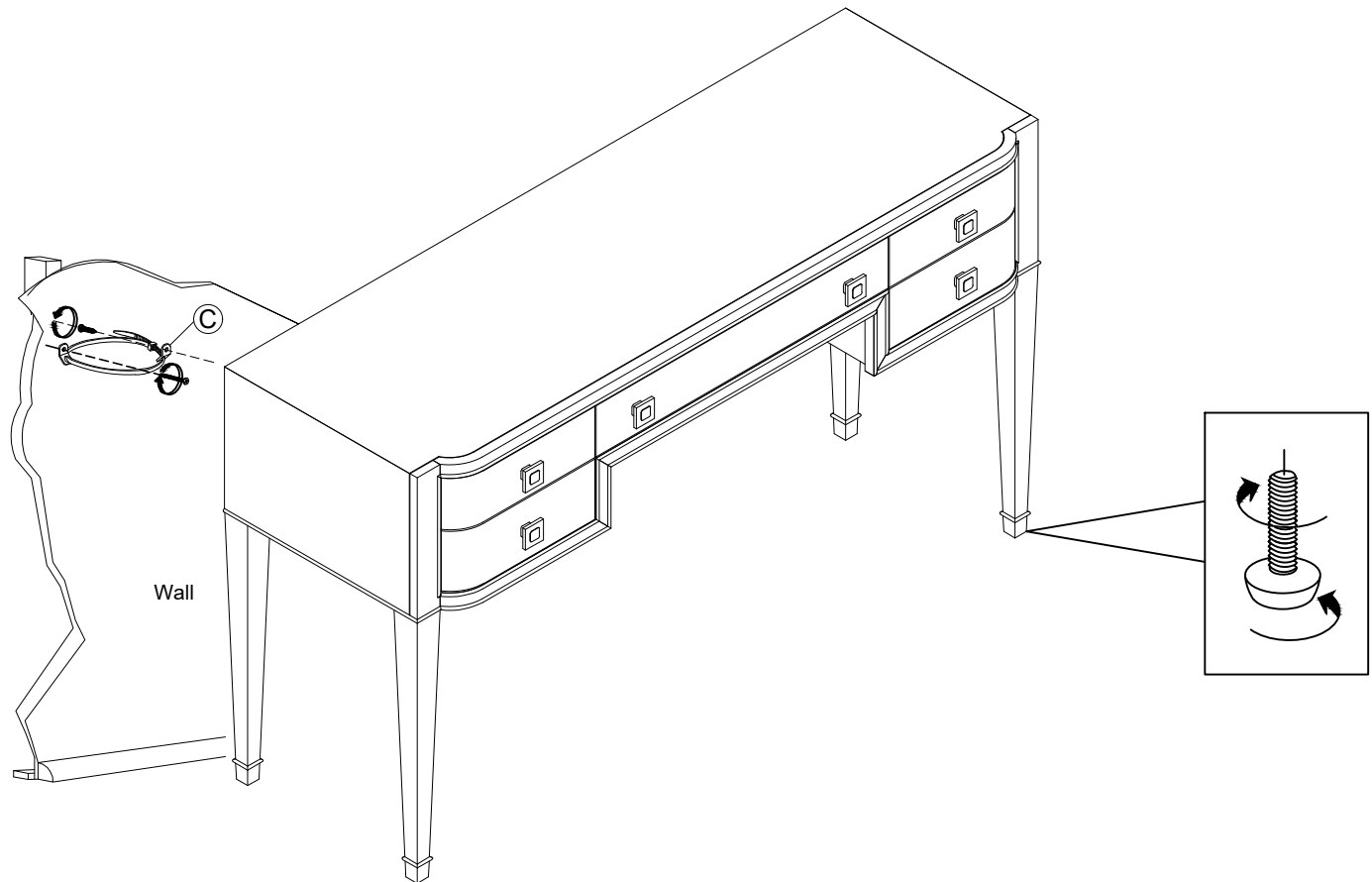
**Children have died from furniture tipover. To reduce the risk of furniture tipover:**

- ALWAYS install tipover restraint provided.
- NEVER put a TV on this product.
- NEVER allow children to stand, climb or hang on drawers, doors, or shelves.
- NEVER open more than one drawer at a time.
- Place heaviest items in the lowest drawers.

*This is a permanent label.  
Do not remove!*



2



★ Replaceable Part

## REPLACEABLE PART / PARTIE REMPLAÇABLE / PARTE REEMPLAZABLE

ITEM NO. / ARTICLE NO. / ARTICULONO. : P344134

DESCRIPTION / LA DESCRIPCION / DESCRIPCIÓN : VANITY / COIFFEUSE / TOCADOR

### ⚠ WARNING

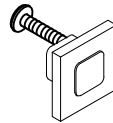
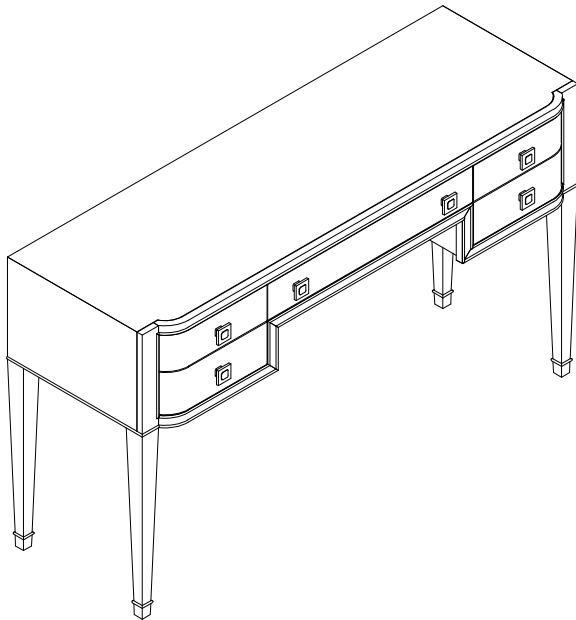


**Children have died from furniture tipover. To reduce the risk of furniture tipover:**

- ALWAYS install tipover restraint provided.
- NEVER put a TV on this product.
- NEVER allow children to stand, climb or hang on drawers, doors, or shelves.
- NEVER open more than one drawer at a time.
- Place heaviest items in the lowest drawers.



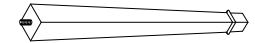
*This is a permanent label.  
Do not remove!*



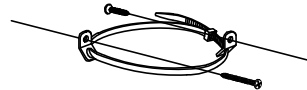
x6 RP344-KNOB - Knob with Screw \*  
Poignée et vis  
Tirador y Tornillo



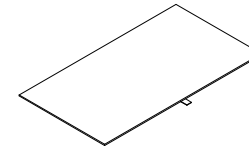
x5 COMGLIDE-10-45 - Common Glide 10in - 45mm \*  
Glissière  
Carril de deslizamiento



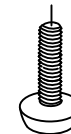
x4 RP344134-LEG - Leg \*  
Jambes  
Pernas



x1 RC-ANTI-TIP - Furniture Tipping Restraint \*  
Système antibasculement  
Control para evitar vuelcos



x1 RP344134-FELT - Removeable Felt \*  
Feutre  
Fieltro



x4 RC-FG-WHITE - White leveler \*  
Patin réglable  
Nivelador

\* Replaceable Part

# Protect Your Wood or Laminate Flooring

\*This statement applies to any floor without carpet.

If not careful, all furniture including upholstery and case pieces can scratch, scuff and even gouge floors. The recommendation is to have felt, rubber pads or area rugs under furniture on flooring without carpet.

## **Moving your furniture**

Pushing and dragging furniture over floors without carpet can lead to scratches and scuffs. Have someone help when moving the larger pieces of furniture by lifting, try using a dolly or moving pads.

## **Felt and rubber pads**

Applying furniture pads to the feet of furniture helps cushion contact points. Furniture pads can be found at local hardware stores. Felt pads slide easily across the floor, making them ideal for dining chairs and other pieces that move with use. Rubber pads will help furniture stay in place and are perfect for larger pieces, like sofas and loveseats.

## **Area rugs and rug pads**

Using an area rug under furniture is another way to protect your floor from scratches and scuff marks. A rug pad under the area rug will provide extra cushion and added protection.