

## CARE AND MAINTENANCE

Spot clean using a mild water-free solvent. Only a professional cleaner should undertake a complete overall cleaning.

The use of steam or water-based cleaners may cause excessive shrinking or staining.

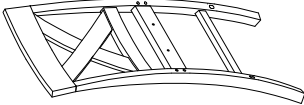
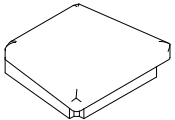
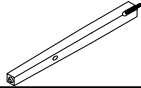







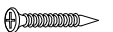


## NOTICE

\* Please make sure that you have all parts indicated before you begin assembly of this item

\* This item should be assembled on a soft surface to prevent scratching the finish during assembly

\* This item may require periodic tightening.

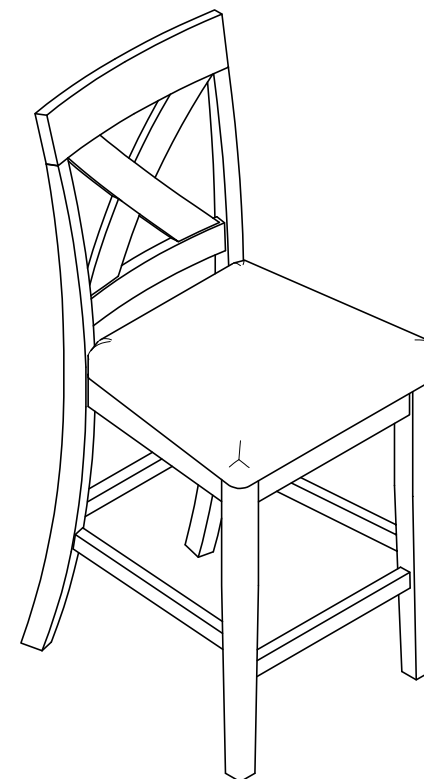
## PART LIST AND HARDWARE LIST

PIECE	DESCRIPTION	PICTURE	QUANTITY
A	BACK CHAIR		1X
B	SEAT FRAME		1X
C	FRONT LEGS (R & L)		2X
D	FRONT STRETCHER		1X
E	SIDE STRETCHER (R & L)		2X
H1	LONG BOLT	6.3*75 mm 	4X
H2	SHORT BOLT	6.3*40 mm 	2X
H3	NUT		4X
H4	SPRING WASHER		10X
H5	WASHER		10X
H6	SCREW	4*38 mm 	6X
H7	ALLEN KEY		1X
H8	WRENCH		1X

# SAFAVIEH FURNITURE

Model #: DNS9203A

Product Dimensions: 17"W x 19-1/2"D x 39"H



Weight capacity: 25lbs

WARNING: DO NOT STAND ON CHAIR

WARNING: DO NOT OVER TORQUE BOLTS

## PREPARATION

Before beginning assembly of product, make sure all parts are present. Compare parts with package contents list and hardware contents list.

If any part is missing or damaged, do not attempt to assemble the product.

Estimated Assembly Time: 10 minutes.

Tools Required for Assembly (included): Allen Key

