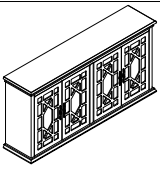

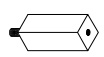
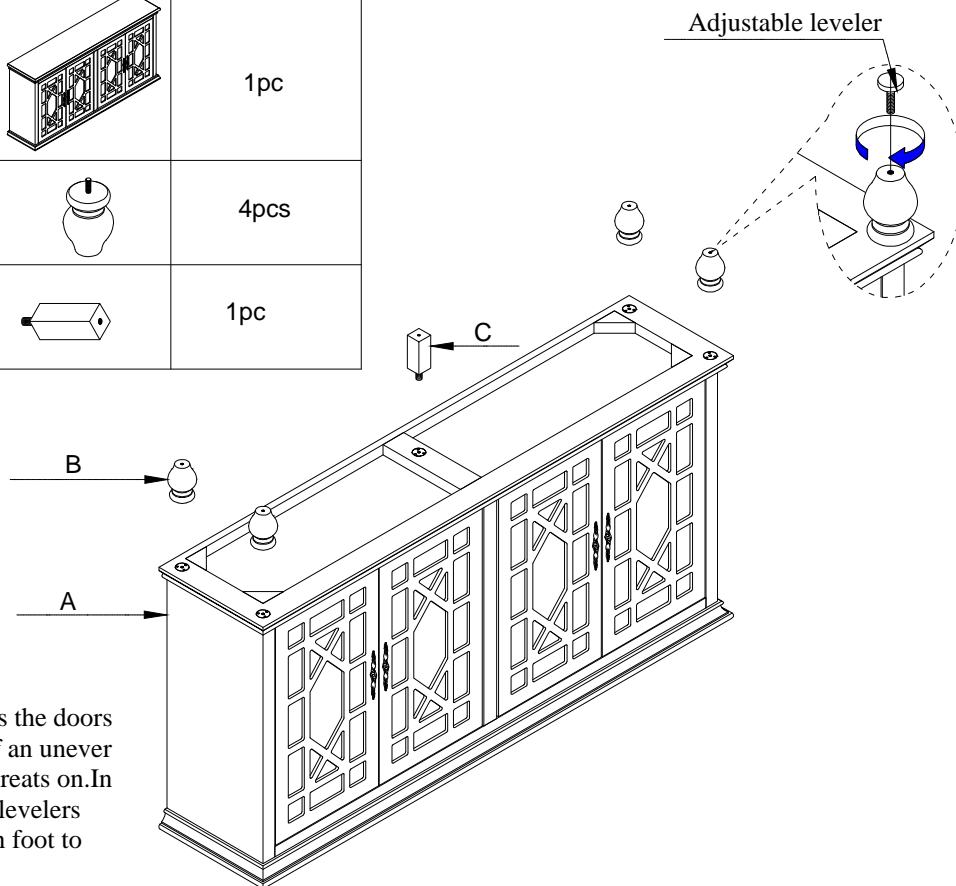


Thank you for purchasing this quality product. Be sure to check all packing material carefully for small parts that may have come loose inside the carton during shipment. (Note: Loosely thread all screws/bolts first. Once the item is assembled then completely tighten.)

PARTS LIST:

NO.	Description	Sketch	Quantity
A	Top		1pc
B	Legs		4pcs
C	Support Leg		1pc



Tips: for a aligning doors:

Tip A: Sometimes the doors will not line up because of an uneven floor surface the furniture rests on. In that case, try adjusting the levelers found on the bottom of each foot to aid in correcting.

