



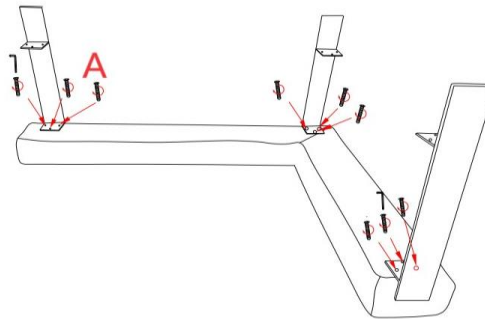
ASSEMBLE INSTRUCTION

Discription: 4 SEATER SOFA

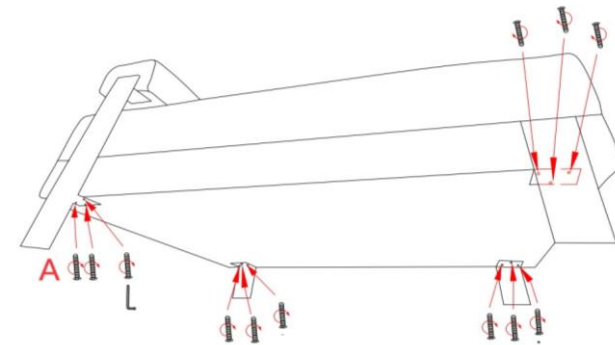
Model No: 81896

Please follow the Assemble Instruction carefully before your start,kindly follow the instruction step by step.

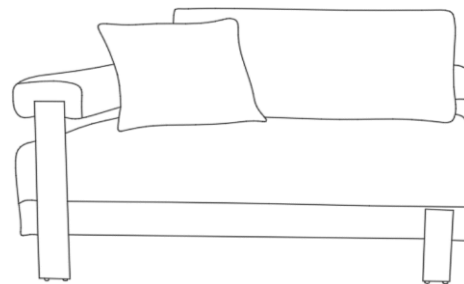
HARDWARE LIST		
NO.	DESCRIPTION	QTY
A		42pcs
B		1PCS



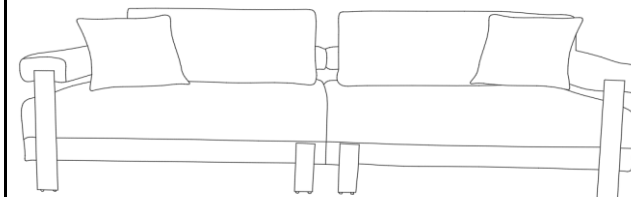
Step 1: Assemble the legs into back cushions by Harward" A"



Step 2: Connect legs with seat cushions by Hardware "A"



Step 3: Finished images of 2 seater left arm parts, with same process of step 1 and 2 then you could get 2 seater R arm part



Finished images