



# Lustra™

## Commercial Elongated Toilet Seat

### K-4670-C

#### Features

- Kohler plumbing products mean beautiful form as much as reliable function.
- Elongated, open-front toilet seat.
- Made of solid polypropylene and is resistant to staining, fading, chipping and peeling.
- Check hinge.



#### Codes/Standards





None Applicable

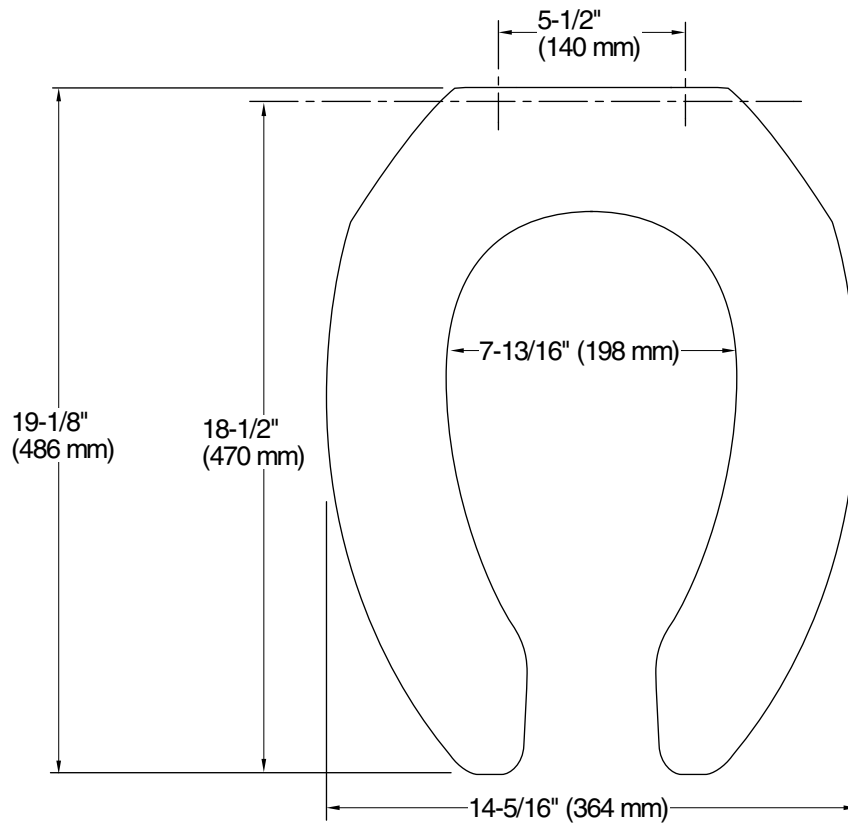
#### KOHLER® One-Year Limited Warranty

See website for detailed warranty information.

#### Available Colors/Finishes

*Color tiles intended for reference only.*

Color	Code	Description
	0	White
	96	Biscuit
	47	Almond
	G9	Sandbar



## Technical Information

All product dimensions are nominal.

Seat shape type: Elongated

Seat front type: Open-front

Seat hinge type: Check

Seat-mounting holes: 5-1/2" (140 mm)

## Notes

Install this product according to the installation guide.