

# ASSEMBLY INSTRUCTION

## WESTON ROUND TABLE EXISTING TABLE



If you have parts missing, or have questions about assembling the table, call toll free (877) 267-2261 between 8:30am and 5:00pm Central time, Monday through Friday. We will help you.

Read this instruction carefully. Refer hardware and furniture parts list for the guidance. Be sure all parts are complete before assembling. Place all wooden furniture parts on a clean and flat soft surface to prevent scratches. Refer steps provided as assembling guide.

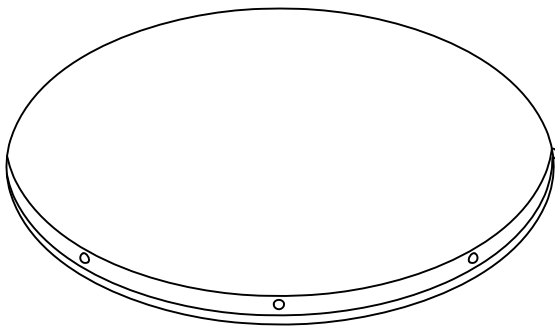
### PART LIST

ITEM	DESCRIPTION	QTY
A	Table Top	1PC
B	Table Leg	1PC

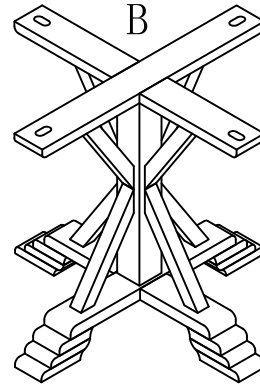
### HARDWARE LIST

ITEM	DESCRIPTION	QTY
1	SCREW M8*65MM 	4 PCS
2	WASHER 	4 PCS
3	ALLEN WRENCH 	1 PC

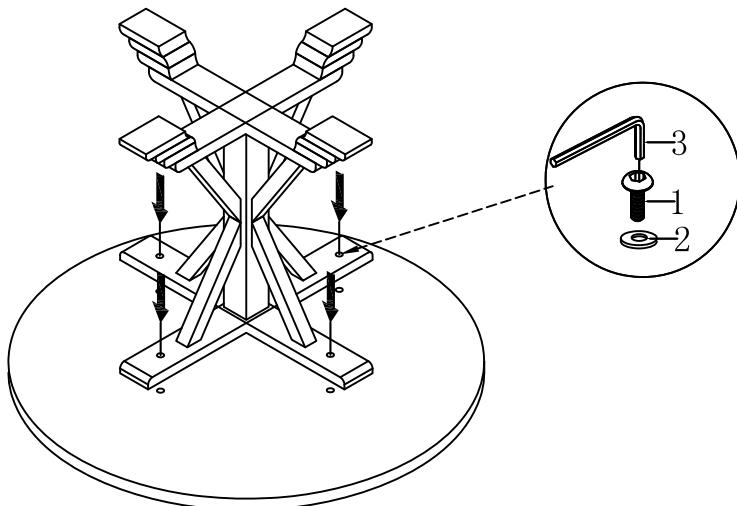
A



B



### STEP 1



### THE END

