

# ASSEMBLY INSTRUCTION FOR ACME FURNITURE






## MODEL# LV02346




Thank you for purchasing this quality product. Be sure to check all packing material carefully for small parts which may have come loose inside the carton during shipment. Separate, identify and count all parts and hardware. Compare with the parts list to be sure all parts are present.

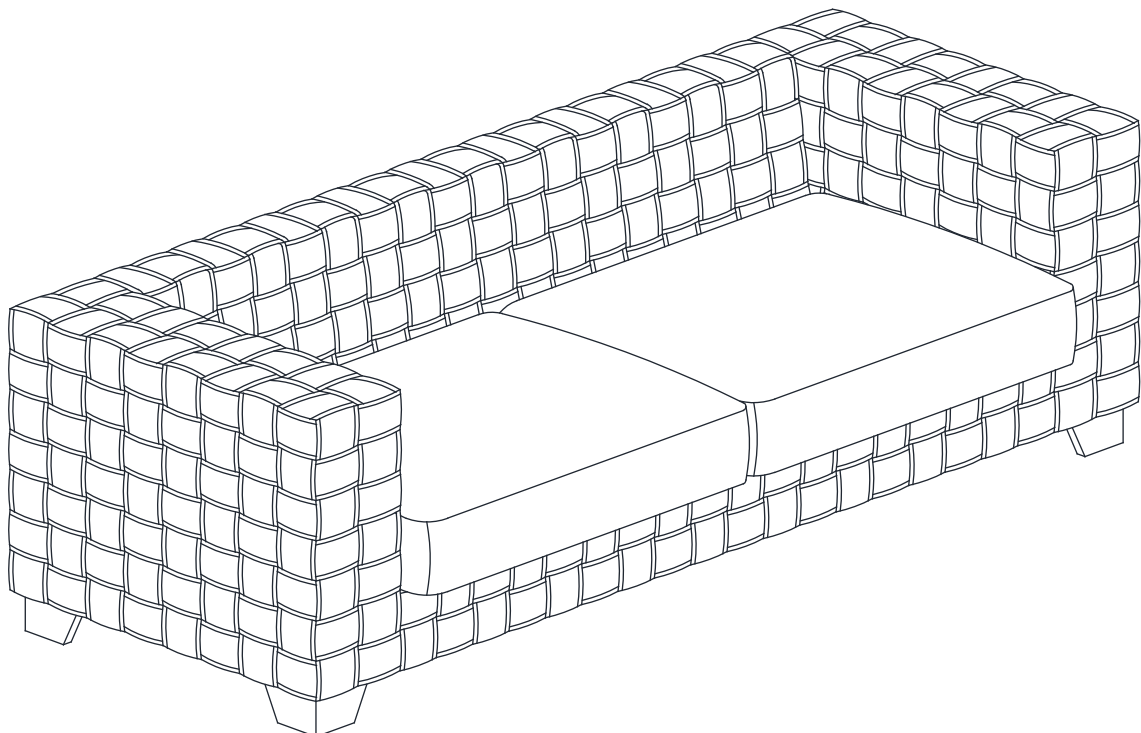
**"DO NOT TIGHTEN SCREWS UNTIL COMPLETELY ASSEMBLED"**

### IMPORTANT:

PLEASE READ INSTRUCTION BEFORE STARTING THE ASSEMBLY

BOX 1 HARDWARES LIST				
ITEM	DESCRIPTON	DRAWING	SIZE	QTY
A	JCBC SCREW		M6 X 50MM	4PCS
B	SPRING WASHER		M6 X 12MM	4PCS
C	FLAT WASHER		M6 X 19MM	4PCS
D	WOOD DOWEL		M8 X 30MM	4PCS
E	L - KEY		M4 X 65MM	1PC

BOX 1 PARTLIST			
ITEM	DESCRIPTON	DRAWING	QTY
1	SOFA		1PC
2	LEG		4PCS
3	CUSHION SEAT		2PCS



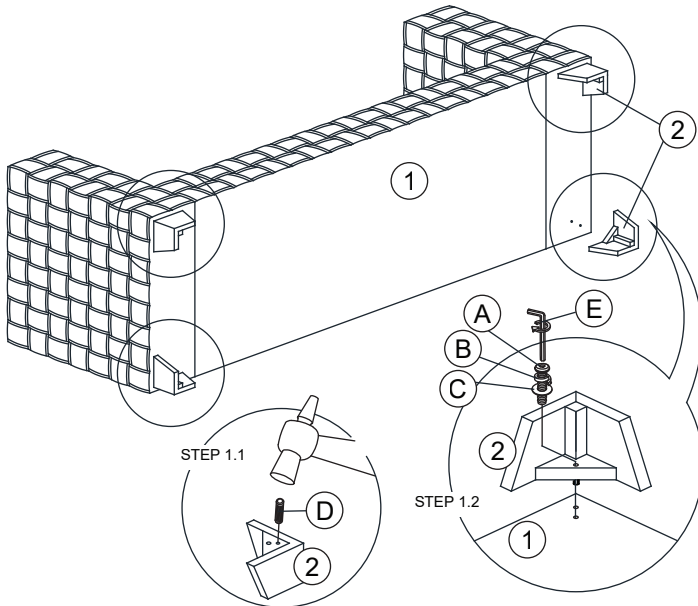
### ATTENTION

\*\*\* Some number parts listed on the instruction sheet may not be in parts bag as they may already be assembled. Carefully check parts and packing materials prior to ordering replacements.

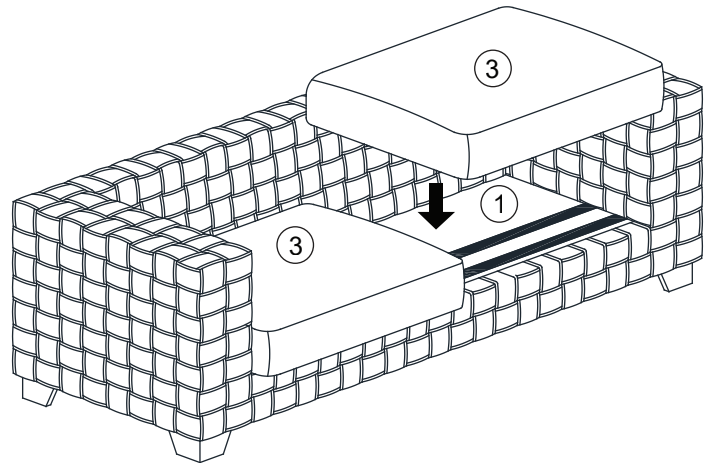
# ASSEMBLY INSTRUCTION FOR ACME FURNITURE

## MODEL# LV02346

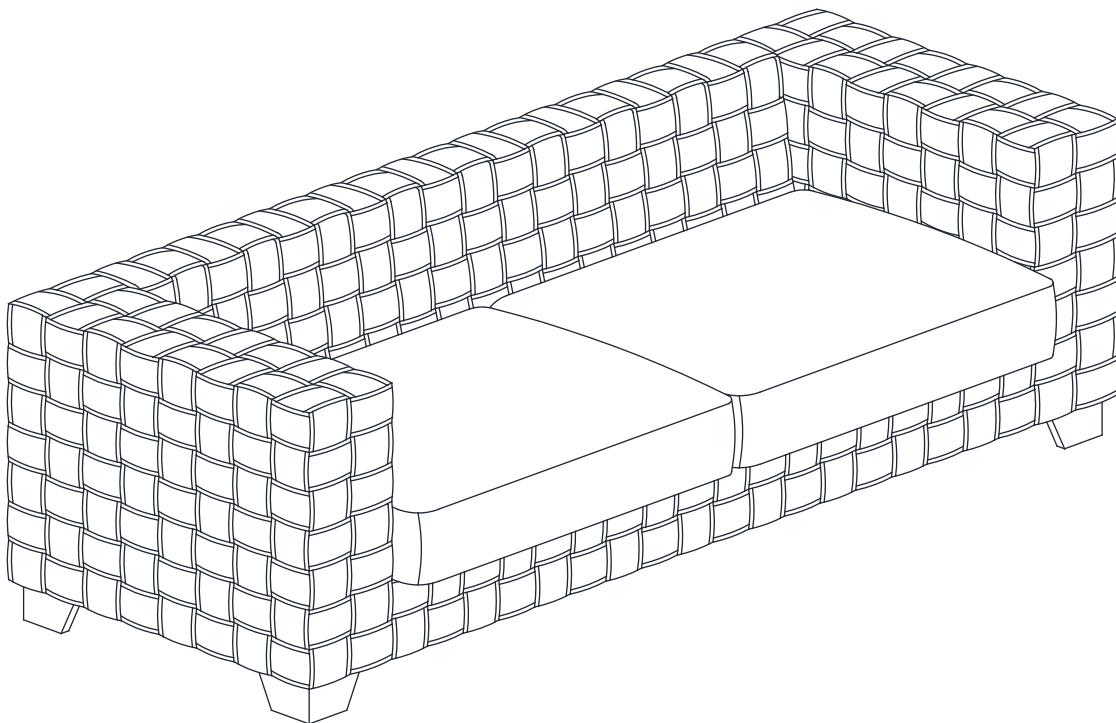
### STEP 1



STEP 2



### STEP 3



ASSEMBLY  
COMPLETED