



Loure®
Handshower Holder
K-14791

Features

- Pivots and rotates to position handshower at desired angle.
- Integrated supply and holder reduces the number of components needed in the shower space, allowing for a clean, contemporary look.
- Includes check valve for backflow prevention.
- Coordinates with Loure and Stance faucets and accessories.

Material

- Durable metal construction.
- KOHLER finishes resist corrosion and tarnish.

Installation

- Wall-mount



Codes/Standards




None Applicable

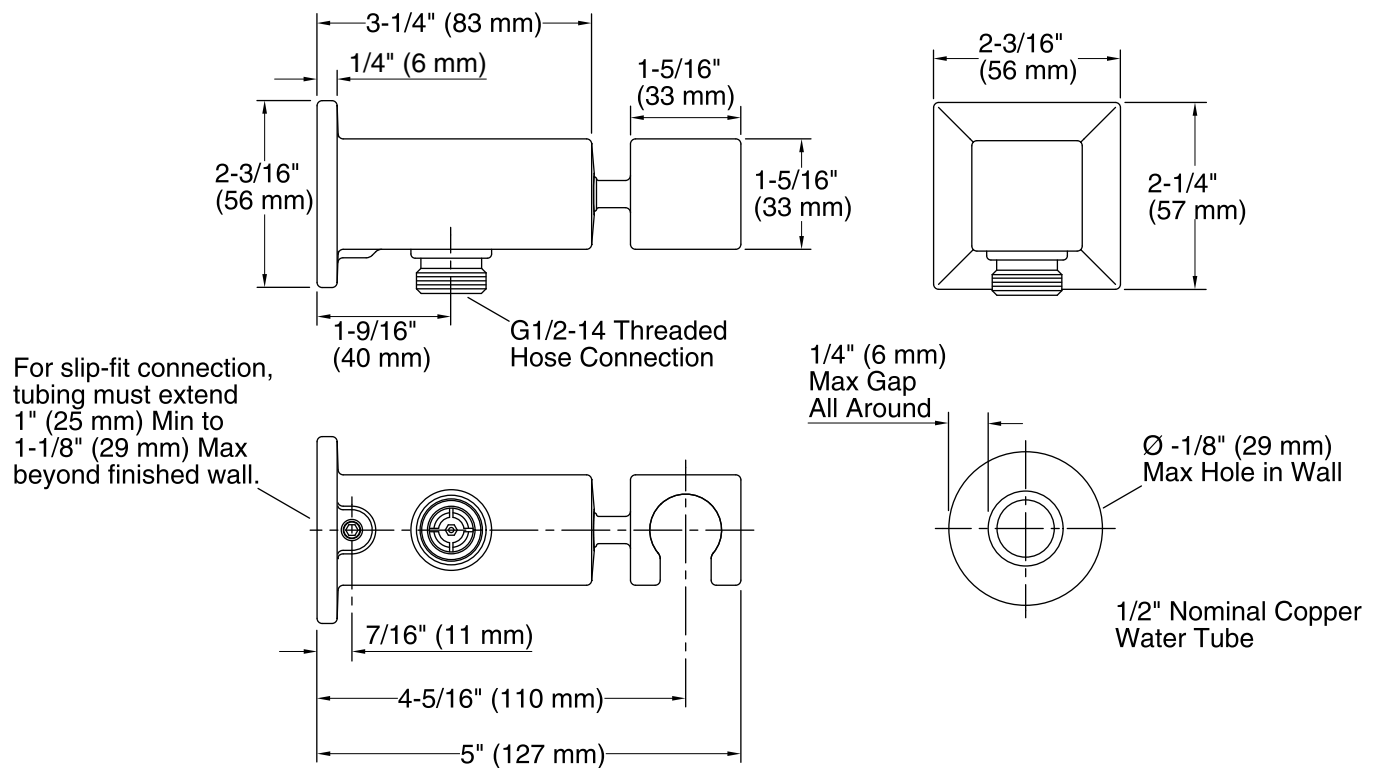
**KOHLER® Faucet Lifetime Limited
Warranty**

See website for detailed warranty information.

Available Colors/Finishes

Color tiles intended for reference only.

Color	Code	Description
	CP	Polished Chrome
	SN	Vibrant® Polished Nickel
	BN	Vibrant® Brushed Nickel



Technical Information

All product dimensions are nominal.

Notes

Install this product according to the installation guide.

Product installs using a slip-fit connection to a 1/2" nominal copper tubing.