




# ASSEMBLY INSTRUCTIONS

ITEM# 67052


## PART LIST

		
GLASS FRAME	TABLE POLE	TRIPOD STAND
1 PC.	1 PC.	1 PC.

STEP 1

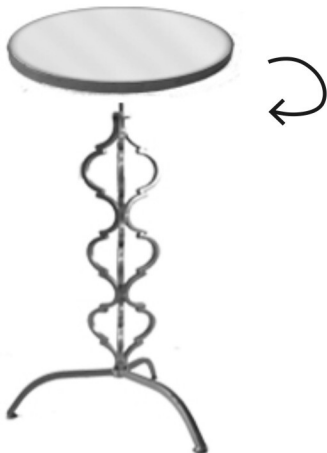


STEP 2



ATTACH THE TABLE POLE TO THE TRIPOD STAND BY SCREWING IT CLOCKWISE

STEP 3



THEN ATTACH THE ROUND GLASS FRAME TO THE TABLE POLE BY SCREWING IT CLOCKWISE

STEP 4

