

### Features

- Above-counter valve for easy installation and maintenance.
- Vandal-resistant aerator.
- 5" (127 mm) spout reach.
- Without temperature mixer.
- Includes 30-year Hybrid Energy Cell.
- Less drain.
- 0.5 gal/min (1.9 l/min) flow rate.
- Powered by the 30-year hybrid energy system
- Insight™ adaptive infrared technology
- Waterproof shroud protects electronic components
- Water-saving vandal-resistant 0.5 gpm aerator

### Material

- Brass construction.

### Installation

- Single-hole mounting.
- 24" (610 mm) flexible supply hoses for easy installation.

### Optional Products/Accessories

K-99799 Thermostatic Tempering Valve  
 K-13478-A Escutcheon Plate  
 K-13478-B Escutcheon Plate  
 K-13479-A Escutcheon Plate  
 K-13479-B Escutcheon Plate  
 K-7129 Drain  
 K-7129-A Drain  
 1160595 .35 gpm Aerator, Medium



ADA

CSA B651

OBC

### Codes/Standards

ASME A112.18.1/CSA B125.1  
 NSF/ANSI 372  
 All applicable US Federal and State material regulations  
 DOE - Energy Policy Act 1992  
 ADA  
 ICC/ANSI A117.1  
 CSA B651  
 OBC



### KOHLER® Electronic Faucets, Valves, and Controls Five-Year Limited Warranty

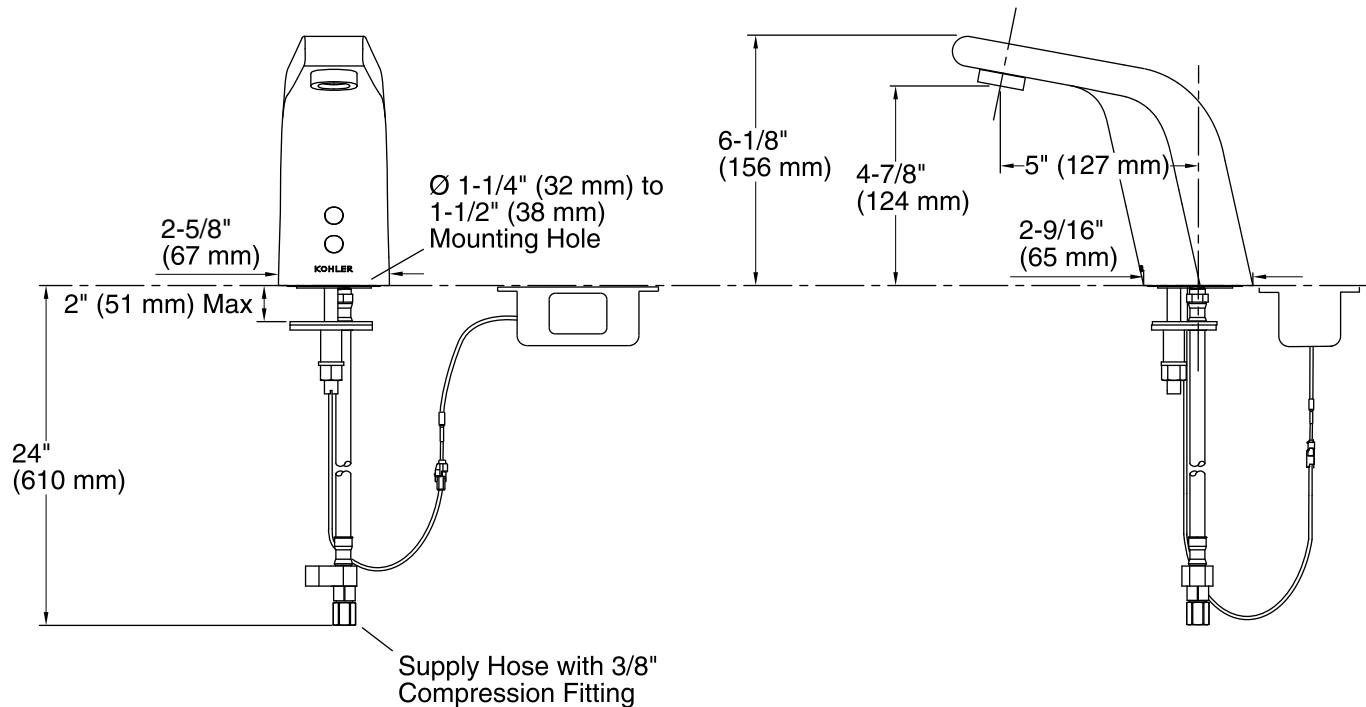
See website for detailed warranty information.

### Available Colors/Finishes

*Color tiles intended for reference only.*

#### Color Code Description

	CP	Polished Chrome
	VS	Vibrant® Stainless



### Technical Information

All product dimensions are nominal.

#### Faucet:

Flow rate: 0.5 gal/min (1.9 l/min)  
 Valve body: Machined-brass  
 Drain included: No

### Notes

Install this product according to the installation guide.

A 1-1/4" (32 mm) minimum to 1-1/2" (38 mm) maximum diameter mounting hole is required. The minimum distance between the back of the faucet spout and the wall must be 1-3/4" (44 mm). This will allow proper clearance for setscrew access.

The maximum distance between the bathroom sink basin edge to the base of the faucet spout must be 1-3/4" (44 mm).

The maximum height of the lip basin should be 3/4" (19 mm).

Product includes rosebud spray aerator. Other aerator styles are available.

ADA, OBC, CSA B651 compliant when installed to the specific requirements of these regulations.