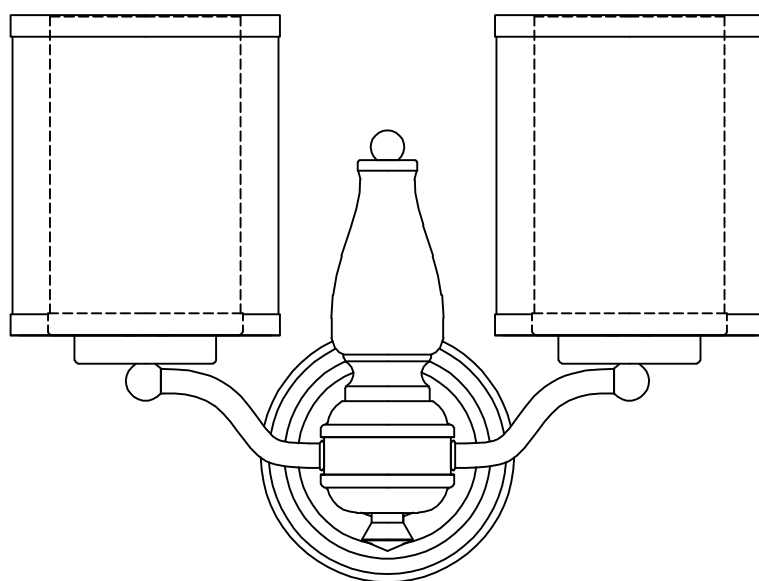




PRODUCT NAME: Lucid 2lt wall sconce  
ITEM NUMBER: 24559

Please consult your electrician for hanging fixture and wiring.

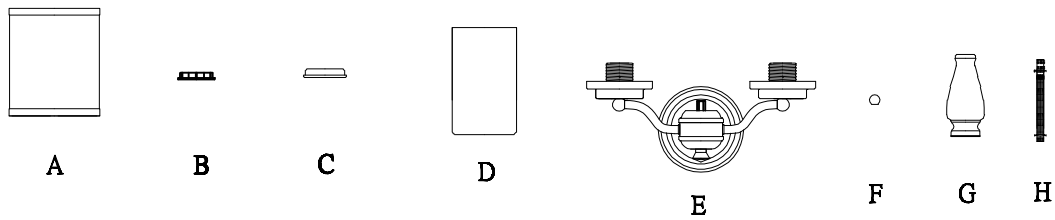


Bulb(not included): 2\*60 Watt Candelabra Base Bulbs

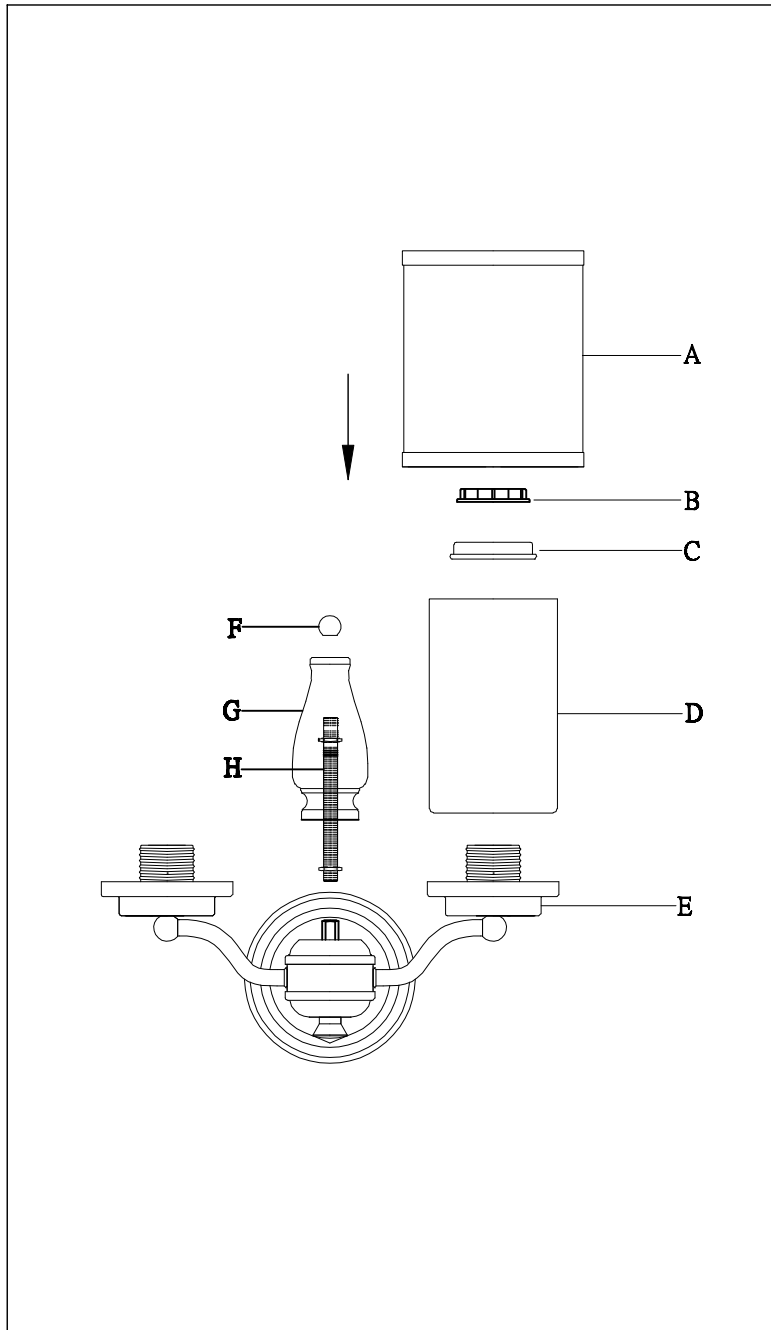
**PRODUCTS ARE NOT INTENDED  
FOR COMMERCIAL USE.**

MADE IN CHINA  
Page 1 of (2)

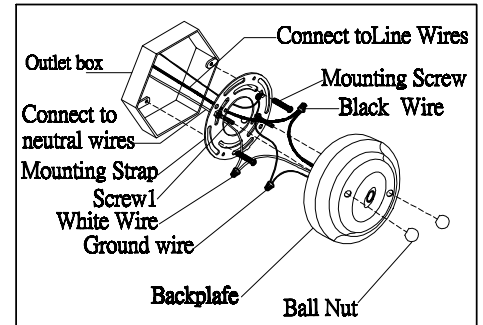
**IMPORTANT:** Turn off the power at the main fuse or circuit breaker box before starting installation



**Locate all hardware & components before discarding packaging**

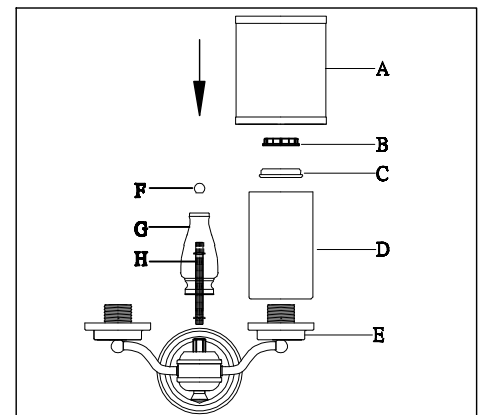


1.)



**Step.1:** Remove mounting strap from fixture and install to electrical box. Wire fixture to wires in outlet box. Copper wire is for Ground. Attach back plate to mounting strap and tighten ball nuts so fixture meets wall.

2.)



**Step.2:** Place shade (A) over socket. Attach glass (D) to fixture using socket ring (B) and spacer (C) to secure. Add medium base bulbs. Thread nipple onto fixture (E) and secure with finial (F).

### **Cleaning & Care:**

Clean with soft cloth and a mild detergent.  
Do not use abrasive cleaner.