

# ASSEMBLY INSTRUCTION

Item: 5447-90851 5/0 Uph. Platform Shelter Bed HB







5447-90852 5/0 Uph. Platform Shelter Bed FB

5447-90853 5/0-6/6 Uph. Platform Shelter Bed Siderail

Thank you for purchasing this quality product. Be sure to unpack carefully looking for small parts which may have come loose during shipment.

Read all instruction and study the drawing carefully before starting the assembly process:

HARDWARE PACK OF RAIL

NO	DRAWING	DESCRIPTION	SIZE	Q'TY
A		THREADED ROD	$\Phi 5/16" \times 4-1/2"$	8pcs
B		SCREW	#8*1"	8pcs
C		NUT	$\Phi 5/16" \times 12$	8pcs
D		LOCK WASHER	$\Phi 5/16" \times 12 \times 3$	8pcs
E		CURVED WASHER	L32*13*8	8pcs
F		HEX WRENCH	12mm	1pc

