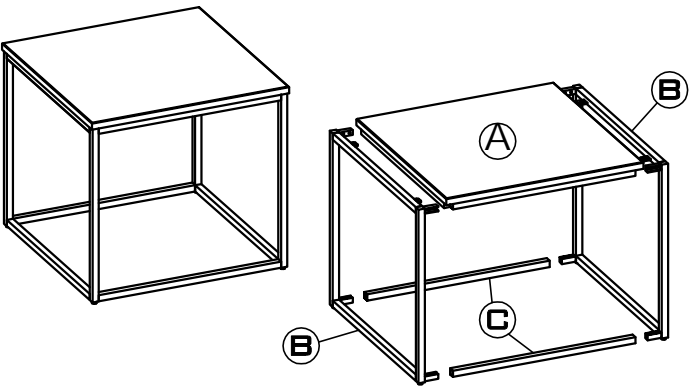


ASSEMBLY INSTRUCTIONS  
CARRERA END TABLE



PARTS CHECK LIST

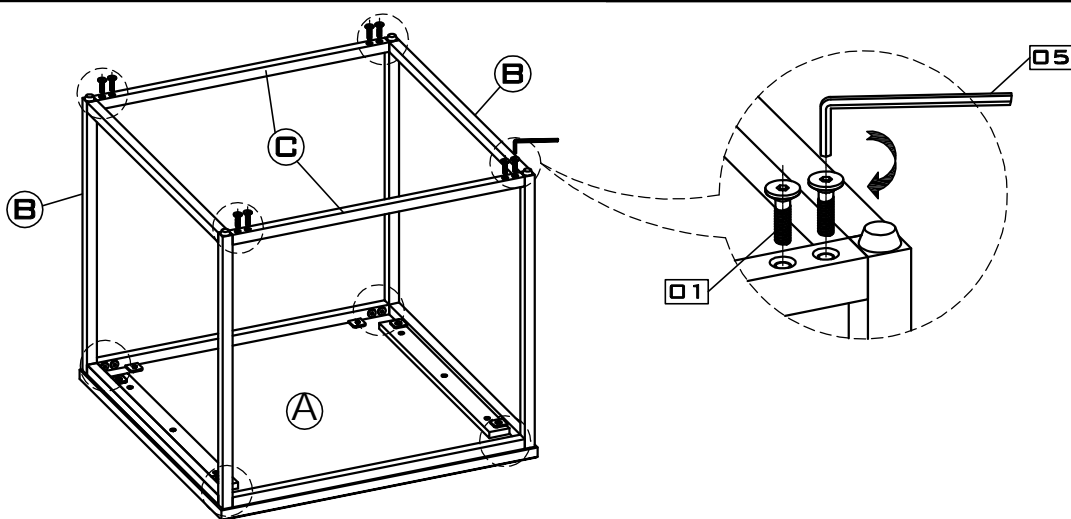
CODE	COMPONENTS	Q'TY
(A)	TABLE TOP	x1
(B)	METAL LEG	x2
(C)	BOTTOM STRETCHER	x2

FITTINGS CHECK LIST

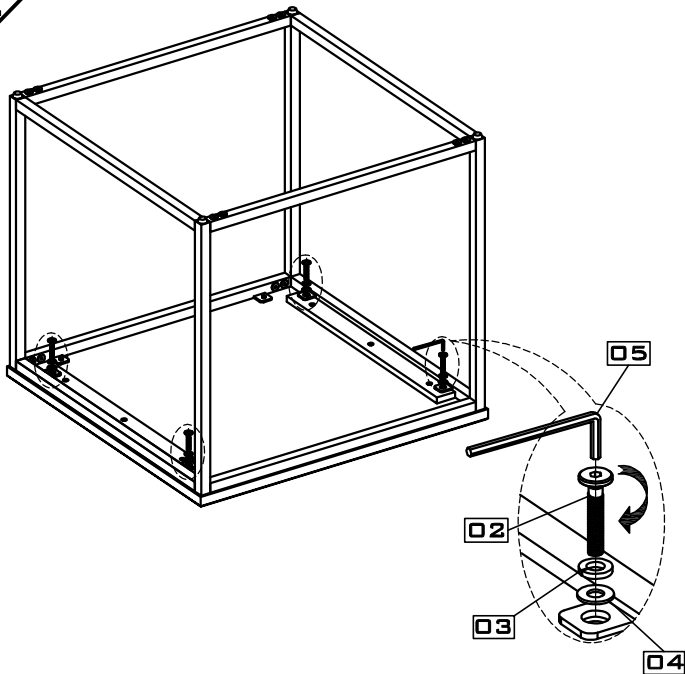
CODE	DESCRIPTION	Q'TY
01	PAN HEAD ALLEN BOLT M6X10	x16
02	JCBG M6X15	x04
03	SPRING WASHER	x04
04	FLAT WASHER	x04
05	ALLEN KEY	x01

- Please do not discard any of the packaging until you have checked all the parts and the packs of fittings.
- Before you begin to assemble your new piece of furniture, please check to ensure that all parts have been supplied.
- Follow instructions closely as deviation from them may void your warranty and present a possible safety risk.
- It is recommended that assembly is done on a soft surface like carpet to avoid any damage.
- Periodically check and re-tighten any fasteners. Wipe down all surfaces weekly with a clean cloth. Do not clean any surfaces with harsh abrasives or chemicals.

1.



2.



3.

