

**PAS-1403B**

**INSTRUCTION MANUAL**



## FORM FOR REPLACING MISSING OR DAMAGED PIECES.

Please email to :customerservice@directwicker.com

Model # of product: \_\_\_\_\_  
Store or website where product was purchased \_\_\_\_\_  
Delivery date \_\_\_\_\_  
Were the boxes are good when delivery to you Yes / No  
Were the boxes delivered on the ground on the pallet Yes / No  
Damages note on the Delivery receipt Yes / No

Name: \_\_\_\_\_

Address \_\_\_\_\_  
\_\_\_\_\_

Tel : \_\_\_\_\_

**Please provide pictures of the installed furnitures and gazebos, of all six sides of the boxes, of all damaged places.**

Part#	Qty	Description	Missing/Damaged
			M / D
			M / D
			M / D
			M / D

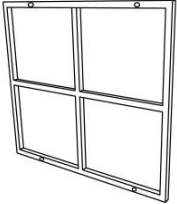



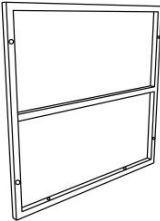
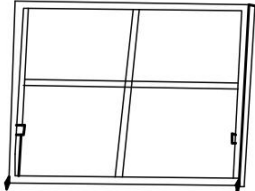

**I attest that I have read the instructions and verified all the pieces were received.**

Signature \_\_\_\_\_

Date: \_\_\_\_\_

# Assembly Instructions

Caution: You must read this before you proceed

A		bottom	1PC
B1		left	1PC
B2		right	1PC
C1		front	1PC
C2		back	1PC
D		top	1PC
E	 M6*35	screw	12PCS

# Assembly Instructions

Caution: You must read this before you proceed

F



screw

6PCS

G



nut

14PCS

H



spanner

1PC

I



plastic washer

2PCS

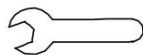
J



chain

2PCS

K



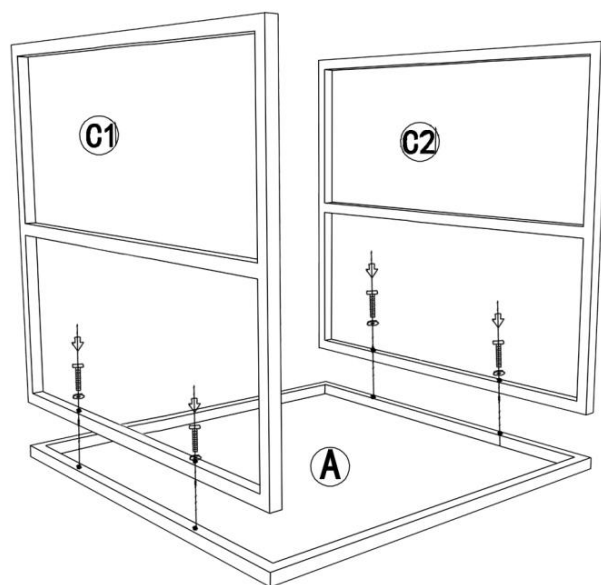
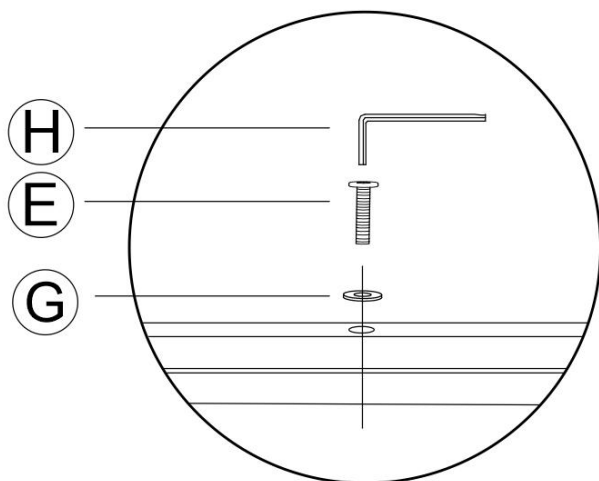
spanner

1PC

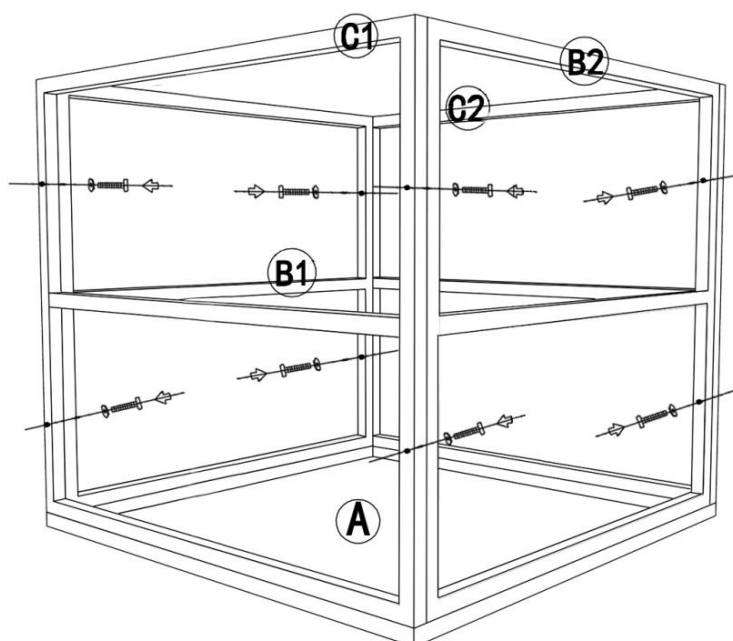
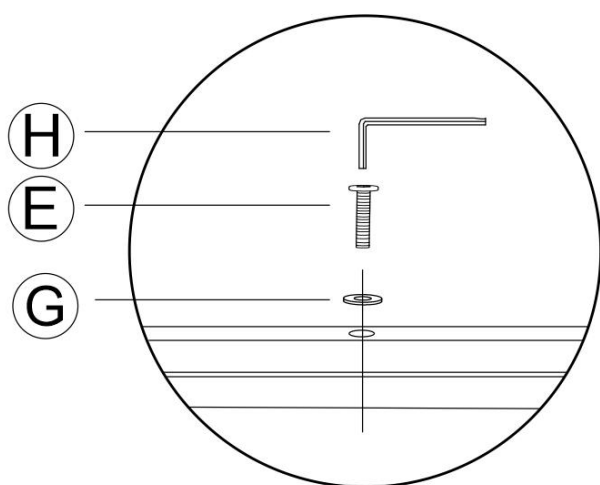
# Assembly Instructions

## Side storage box

①

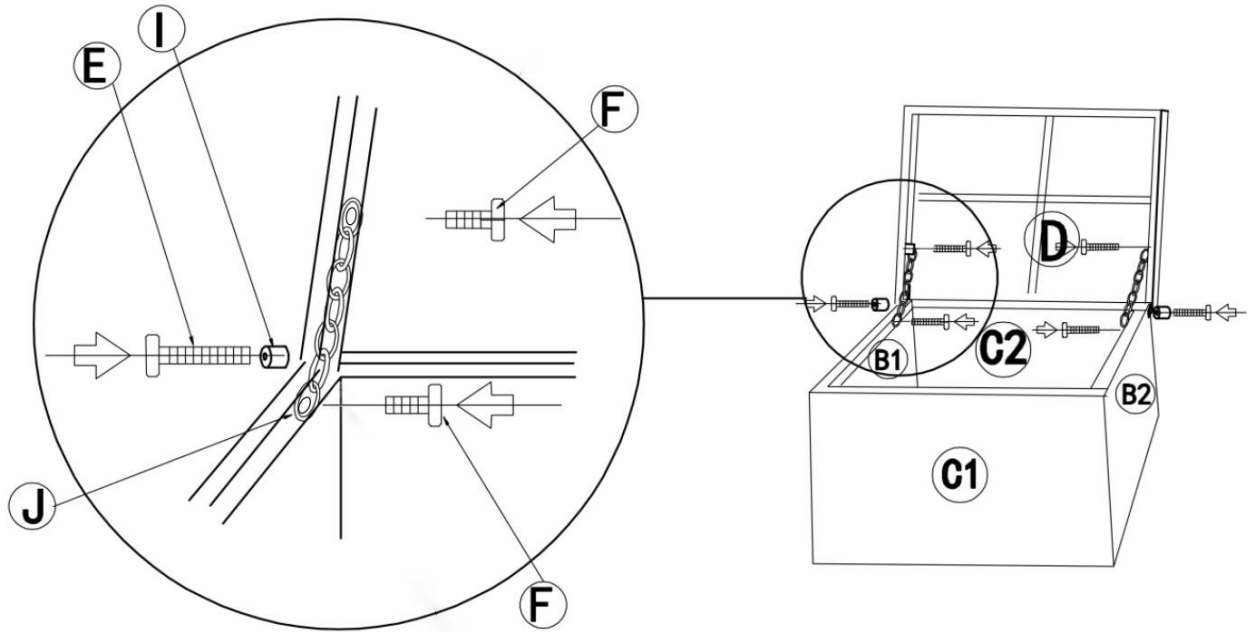


②

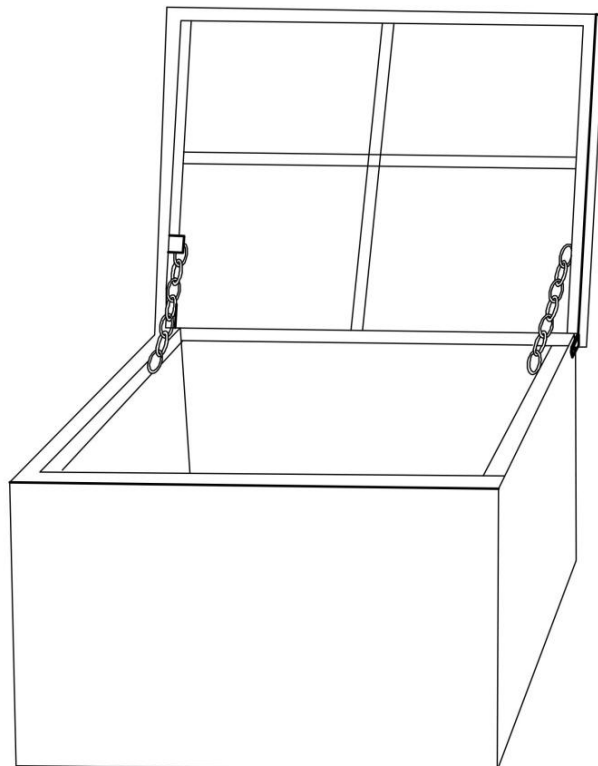


# Assembly Instructions

③



④







## Customer Instruction Card

To our most beloved and valued customer:

Thank you for your order, and we appreciate your trust and support.

If you need any assistance or have any questions about your order, please reach our customer service team with your order number at:

**Direct Wicker Corp Tel: (813) -304-1389**

ET: 9 AM - 5 PM, Monday - Friday

If you would like to know more about Direct Wicker or need to forward documents, you can also reach us at: **customerservice@directwicker.com**

Our team will always be here to help.

### Common Questions:


1. Normally the cushion is placed within the ottoman/ chair, please turn it upside down, you may find the cushion.
2. Please do not fully tighten the screws before all parts were assembled successfully, in case the products can not be lined up in position.
3. Furniture sets are mostly delivered in multiple cartons. If the numbers of boxes you received are not correct/missing. Please contact us via phone or email with your order number.
4. If you would like to return the order, be sure to also return any accessories and packing slips that came with your original package.
5. If the set is not in use for a long time, please cover it with a furniture cover or store it indoors.
6. Please be very careful with the glass, please do not handle the glass with bare hands if it was broken.

Thank you for your understanding and cooperation, we wish you a fantastic shopping experience with us, and we are looking forward to serving you again!

*Direct Wicker Team*



**Your Home Our Passion**



**For more information, please visit our website:  
[www.directwicker.com](http://www.directwicker.com)**