

ASSEMBLY INSTRUCTIONS


SKU: DVS024



175 Southbelt Industrial Dr,

Houston, TX 77047

Email: sales@eastwestfurniture.net



Description : Devers Swivel Backless Barstool 24" Seat Height

Product Dimension : 23"x23"x24".H

Cube Size : 18.2"x18.2x11.4"

NW: 17.6 LBS

GW: 19.8 LBS

Devers Swivel Backless Barstool 24" Seat Height

BEFORE ASSEMBLY

Thank you for purchasing this quality product. This product has been designed for easy assembly and constructed for durability. Please take the time to read and follow the assembly instructions carefully.

Be sure to check all packing material carefully for small parts which may have come loose inside the carton during shipment. Please separate, identify, and count all parts and metal hardware. Compare with the part list to be sure all parts are present.

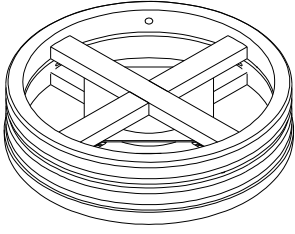
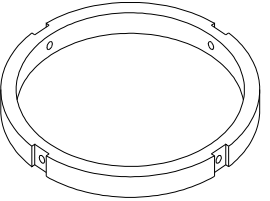
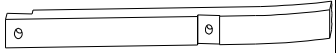
If hardware is missing or you have difficulty assembling this product, please contact us.

IMPORTANT NOTE:

- Place all wooden parts on a clean and smooth surface such as a rug or carpet to avoid the parts from being scratched.
- Remove all wrapping material, including staples & packing straps before you start to assemble.
- DO NOT tighten all screws and bolts until completely assembled.
- Keep all hardware parts out of reach of children.

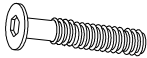


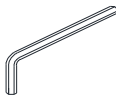
PART LIST

When unpacking, please be careful not to discard any parts with the packaging. Before continuing, please make sure you have the following parts:

NO	Description	Qty	Sketch	NO	Description	Qty	Sketch
A	Seat Frame	1		B	Footrest	1	
C	Leg	4					

HARDWARE LIST

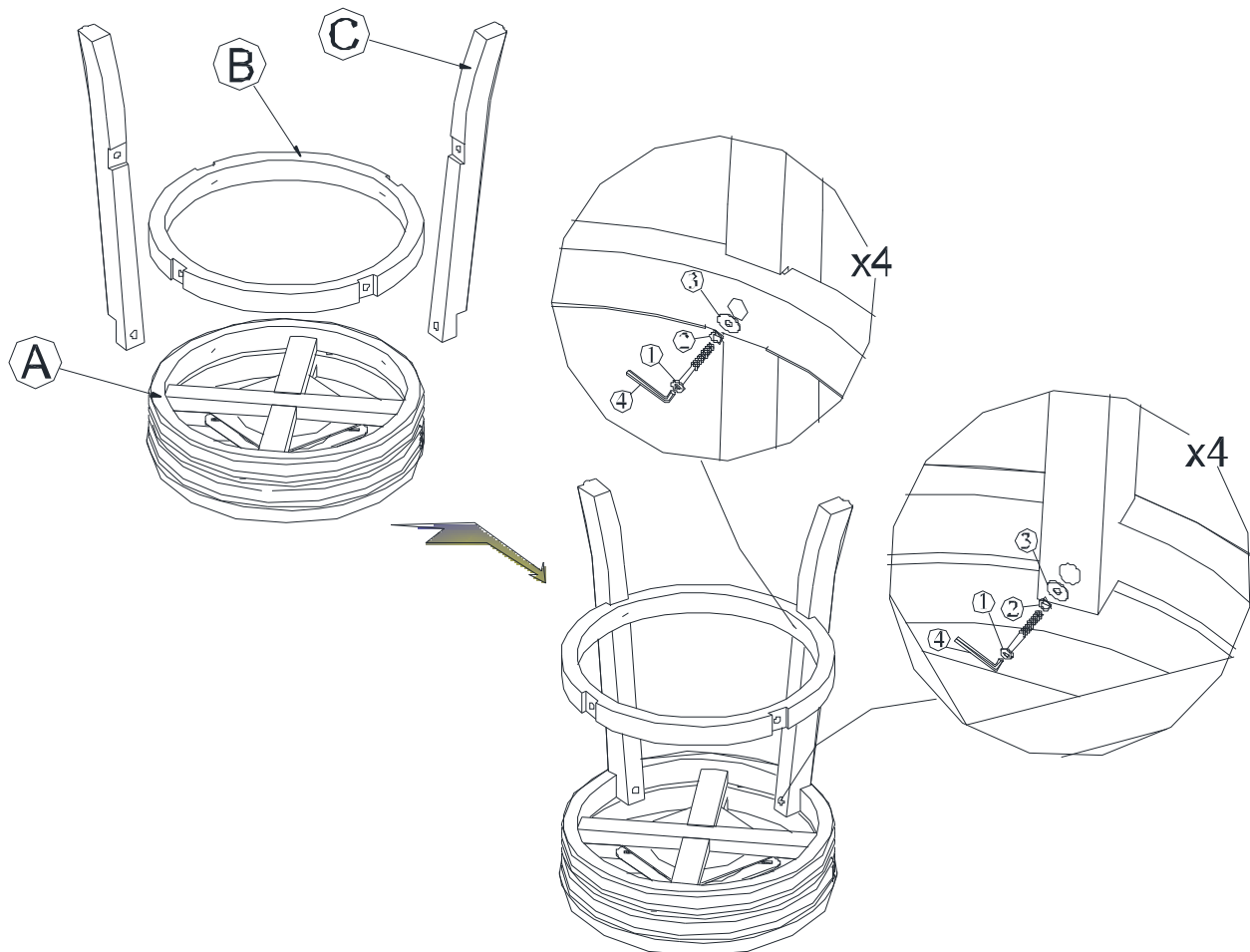
When unpacking, please be careful not to discard any parts with the packaging. Before continuing, please make sure you have all of the following hardware:

NO	Description	Qty	Sketch	NO	Description	Qty	Sketch
1	Bolt (M8x40)	8		2	Lock washer (F 8.5xF 13mm)	8	
3	Flat Washer (F 8.5xF 19m)	8		4	Allen key (M4mm)	1	

STEP 1

Attach two legs (C) to the seat frame (A) and Footrest (B) by using bolts (1) and washers (2) and (3). Tighten with Allen Key (4)

Note: DO NOT tighten any of the bolts, until the chair is assembled

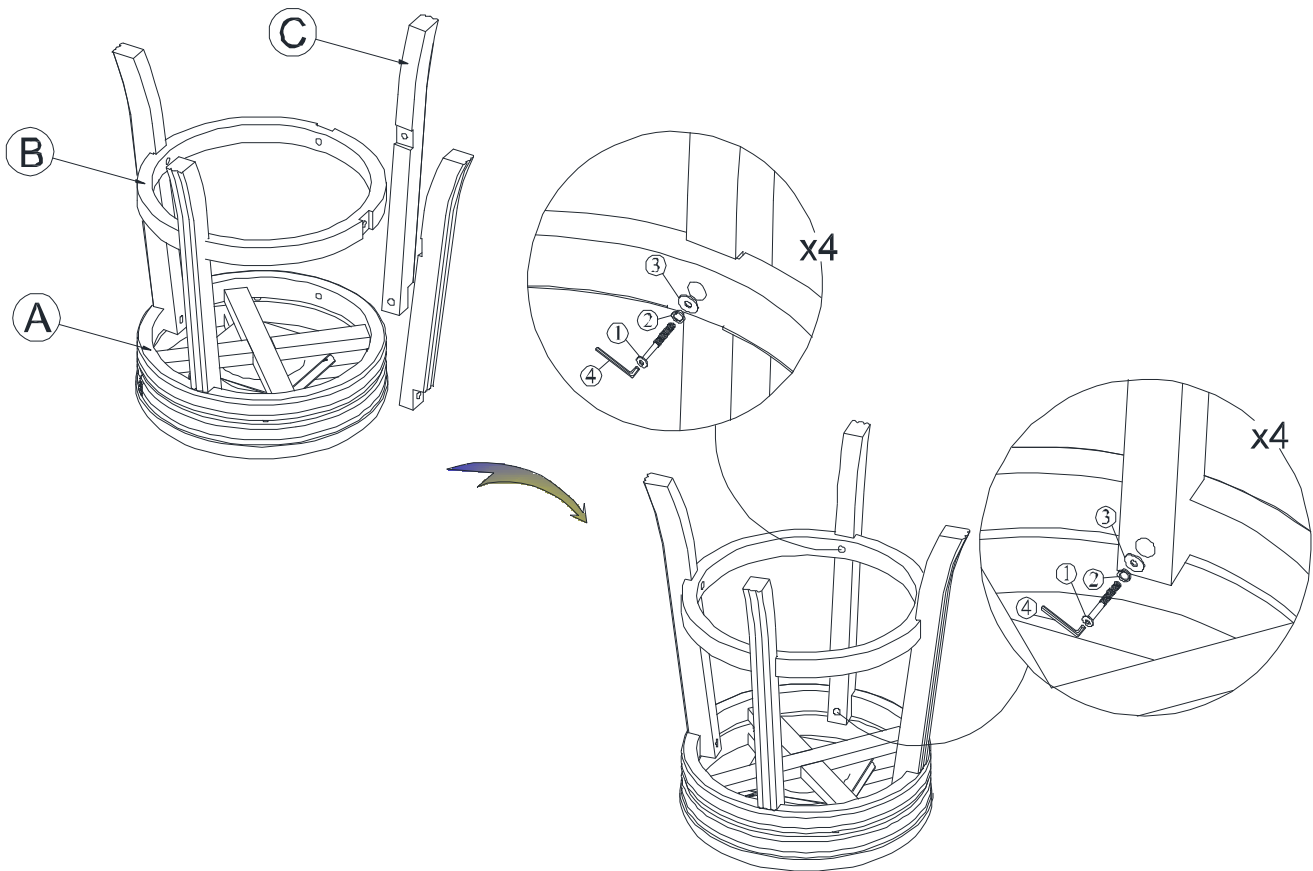


Devers Swivel Backless Barstool 24" Seat Height

STEP 2

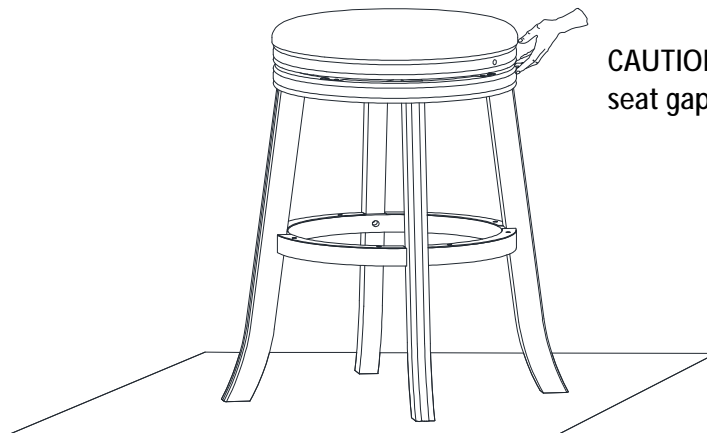
Attach the other two legs (C) to the seat frame (A) and Footrest (B) by using bolts (1) and washers (2) and (3). Tighten with Allen Key (4)

Note: DO NOT tighten any of the bolts, until the chair is assembled



STEP 3

Put the chair on a flat level surface to make sure the chair is level and then tighten the all bolts.



CAUTION: Do not put fingers into seat gap.

Devers Swivel Backless Barstool 24" Seat Height