



**701 E Industrial PK Dr
Manchester NH 03109
877-364-8464**

****Pls Check to make sure you have all parts otherwise contact local retailer or Sunset Trading customer service at 877-364-8464"**

Thank You for purchasing this Quality product. It has been engineered for easy assembly yet constructed for durability. Please take the time to read and follow the instruction while assembling.

ASSEMBLY INSTRUCTION

Drop Leaf Dining Table

32" x 32" x 48"L x (2- 8"Drop Leaf) x 30"H

Model : TLD-3448 (DSD-0911)

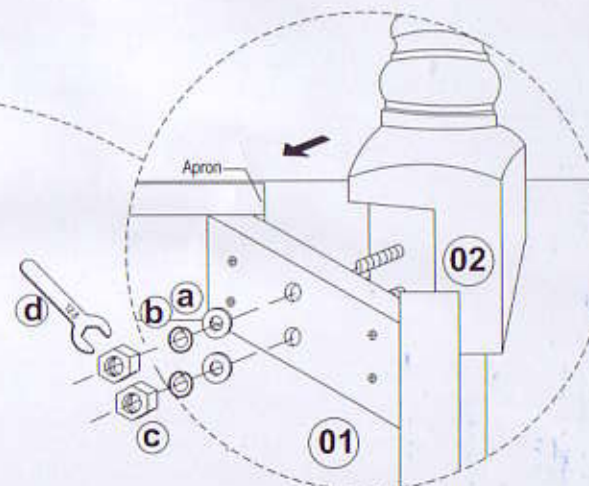
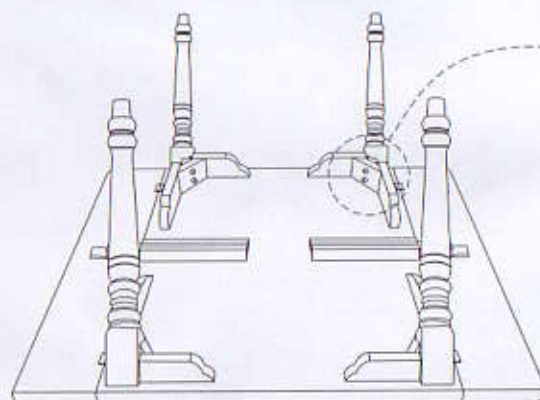
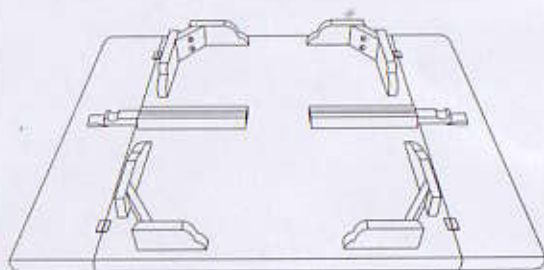
Sunset Trading®

a div of Sunset Furniture Intl.LLC

- 2** Fix the turned Leg to the corner of the apron with the Flat Washer, Spring Washer And Hex Nut using the Spanner to tighten it.

- 3** Repeat the same step for the other three Legs .

- 1** Turn the under side of the Table Top over and place it on a clean and smooth surface such as rug or carpet to avoid the Table Top from being scratched .



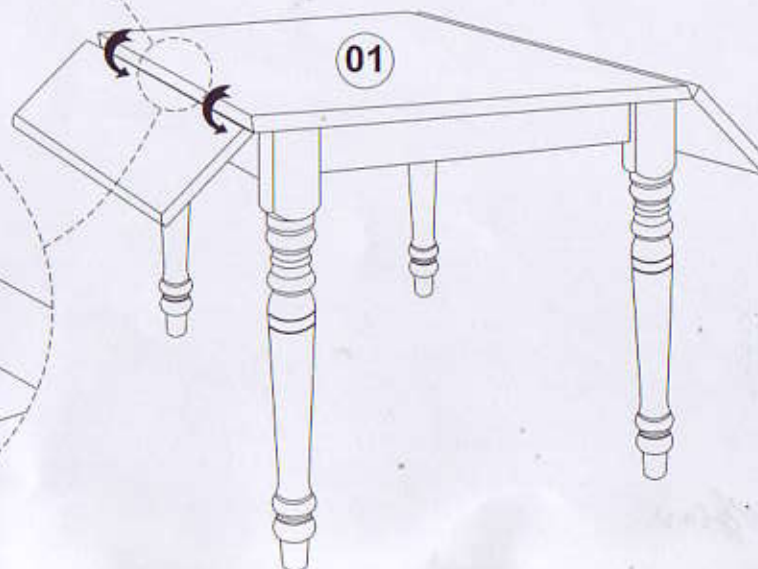
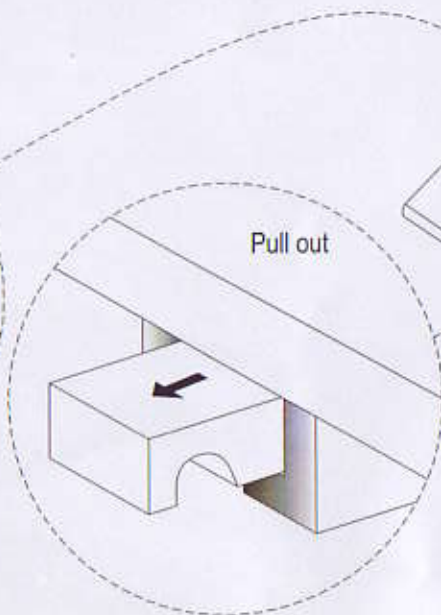
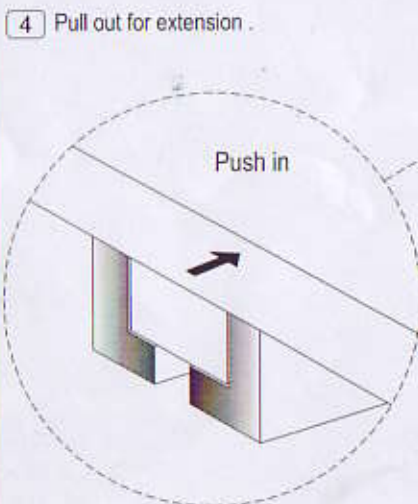
List of Part For 1 Set

01		Table Top	1
02		Table Leg	4

List of hardware For 1 Set

a		Flat Washer	8
b		Spring Washer	8
c		Hex.Com.Bolt	8
d		Spanner	1

- 4** Pull out for extension .



! Important Notes

- ★ Keep all hardware parts out of reach of children.
- ★ Must tighten screws periodically. With use screws will become loose. Check tightness of all screws every 6-8 weeks.
- ★ Don't attempt to repair or modify parts that are broken or defective. Please contact the store immediately.
- ★ Do not tighten all screw / bolt until all completely assembled



Assembly Completed !!!

MADE IN MALAYSIA