

NOTICE

- * Please make sure that you have all parts indicated and they are in good condition before you begin assembly of this item. Refer to part list and hardware list below for guidance.
- * This item should be assembled on a soft surface to prevent scratching the finish during assembly.
- *This item may require periodic tightening.
- * If you are having difficulty, our friendly Customer Care team is always here to help. Please email customersupport@safavieh.com

PREPARATION

- * Before beginning assembly of product, make sure all parts are present. Compare parts with part contents list and hardware contents list.
- * If any part is missing or damaged, do not attempt to assemble the product.
- * Estimated Assembly Time: **10 minutes**.
- * Tools Required for Assembly (included): **Allen Key**












CARE AND MAINTENANCE

Dust with a soft, dry cloth. Do not use abrasive cleaner. To clean glass, spray a small amount of glass cleaner onto a lint-free cloth and wipe glass clean.

Wipe spills immediately. Maintain with regular dusting and clean with mild soap and water, dry thoroughly and do not use a brass cleaner.

Adhesive felt pads should always be used/applied in order to prevent damage to the furniture or surfaces on which the furniture is placed.

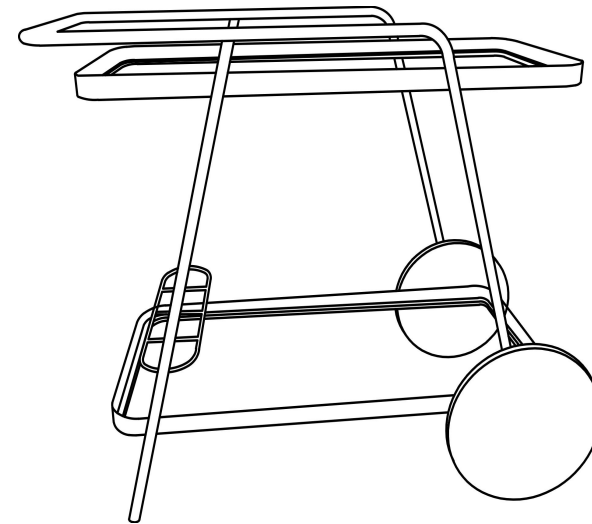
Part List and Hardware List

Piece	Description	Picture	Quantity
A	Top		1 X
B	Leg		1 X
C	Leg		1 X
D	Leg		1 X
E	Shelf		1 X
F	Wheel		2 X
G	Glass		2 X
H	Rack		1 X
HW1	Allen Bolt (M6x1x12mm)		22 X
HW2	Glass Mat		12 X
HW3	Allen Key		1 X

 **SAFAVIEH**
FURNITURE

Model # BCT2504

Product Dimensions: 35.8"W X 18.6"D X 30"H



 **WARNING** 

Weight Capacity-50LBS

Warning: Do not stand on Table

Warning: Do not over torque bolts.

Preparation

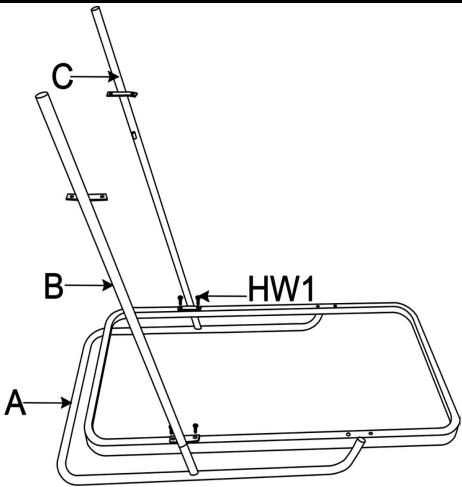
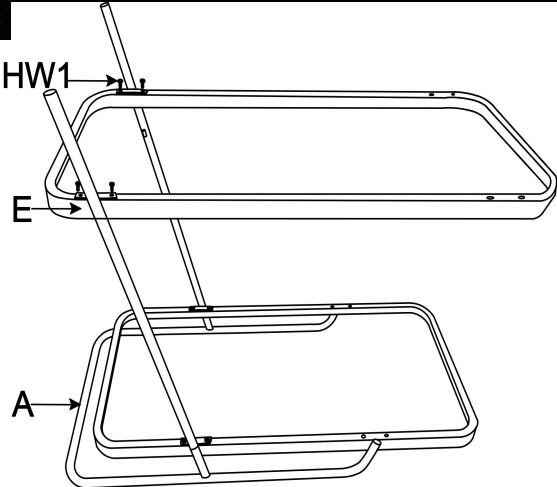
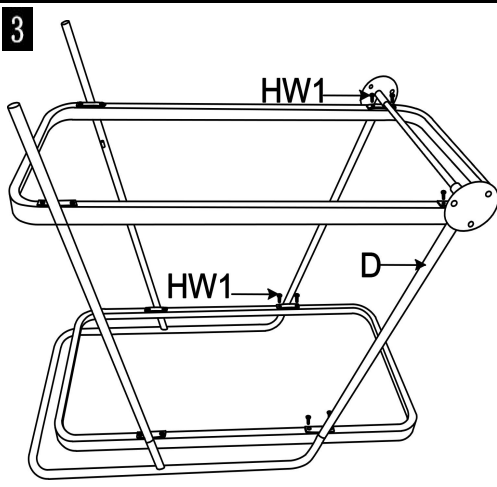
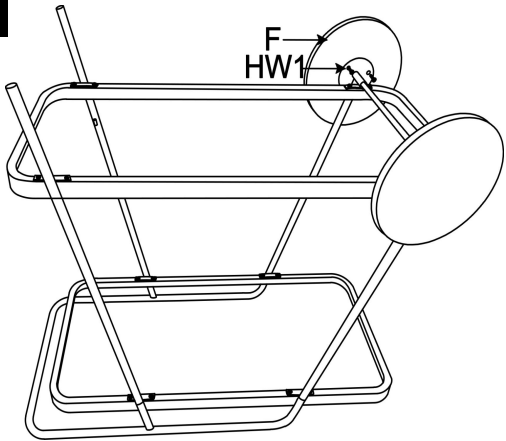
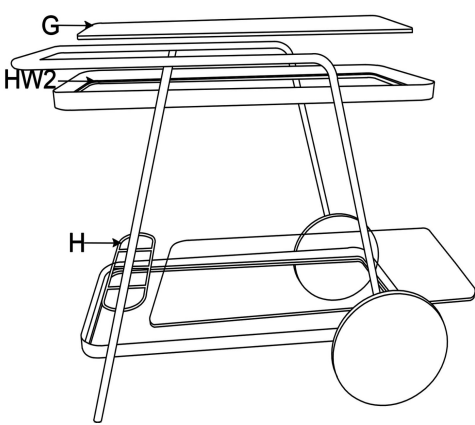
*Before beginning assembly of product, make sure all parts are present. Compare parts with package contents list and hardware contents list.

*If any part is missing or damaged, do not attempt to assemble the product.

*Estimated Assembly Time: 10 minutes.

*Tools Required for Assembly (included): Allen Key

* If you are having difficulty, our friendly Customer Care team is always here to help. Please email customersupport@safavieh.com

<p>1</p> 	<p>2</p> 	<p>3</p> 
<p>Attach the Legs(B,C) to the Top (A), using Allen bolts(HW1).Do not over torque</p>	<p>Attach the Shelf(E) to Legs,using Allen bolts(HW1).Do not over torque</p>	<p>Put the Leg(D) on shelf, and attach the shelf(E) to Top(A) , tighten all Allen bolts(HW1).</p>
<p>4</p> 	<p>5</p> 	
<p>Use Allen bolts(HW1) to tighten the Wheels(F)</p>	<p>Place the Glasses(G) on to the Shelf and Top, Hang up the rack (H) above the shelf</p>	