

Newport 55" TV Stand
SKU# TF455WGO
Assembly Instructions



For faster service:
Please contact Innovex Home Furnishing regarding any defective product(s). Our Customer Service Representative will help you to replace the defective part(s) .

Visit our website and fill out the Parts & Service Form or give us a call for defective parts.

INNOVEX Home Furnishing

rma@innovexhome.com

1-888-INNO-617 • 1-888-466-6617

Limited Warranty

INNOVEX HOME PRODUCTS are warranted to be free from defects in material and workmanship for a period of ONE YEAR: One year warranty from date of original purchase by consumer. If you believe your INNOVEX product is defective, please call, fax, write, or e-mail our customer service department at:

INNOVEX HOME PRODUCTS / 3420 Pomona Blvd. Pomona, CA 91768 / Attention: Customer Service Department

Tel: (909) 895-8799 / Toll Free (888) INNO-617 / Fax: (909) 895-8798 / E-mail us at: rma@innovexhome.com

Should your product be defective, INNOVEX will help in issuing replacement parts. Whether you call or write, please have your model number and reference number located on the original packaging ready for our customer service team. You will be asked to tell us what INNOVEX product you have, along with the date of purchase and the way you believed the product is defective. For any part request, it must be accompany with images of the defective part/s. Please do not ship your product back to us unless we specifically request you to do so. In the event it becomes necessary for your product to be returned; All returns or exchanges must be made through the original store of purchase. Proof of purchase must accompany the returned product. INNOVEX is not responsible for any store policies in returns or exchanges.

Note: This Warranty does NOT apply to any wear and tear. All replacement parts will be shipped standard ground service. NO EXPEDITED Service available (for example; next day air, 2 day air service, 3 day air), there will NOT be any exceptions.

INNOVEX HOME PRODUCTS is not responsible for any incidental or consequential damages which may arise out of the purchase or use of any INNOVEX product; INNOVEX HOME PRODUCTS is not responsible for any personal injury, or property/equipment damage from the use of INNOVEX products. INNOVEX HOME PRODUCTS liability for any breach of warranty shall be limited to replacement of the defective parts as described above.

Important: Some states do not allow the exclusion or limitation so the above limitation or exclusion may not apply to you.



SAFETY AND WARNING INFORMATION



Glass Caution

Warning! This product contains glass components, which if broken, can cause some injury. Use extreme caution and keep children away from broken glass.

Receiving Products / Inspect On Delivery

Upon receiving always carefully inspect the product to verify that it is what you ordered and that it is received in good condition. Do not accept damaged or incorrect products. Damaged or incorrect products should be returned to the place of purchase.

Proper Installation

All products must be installed in accordance with our Assembly Instructions. Please be sure to read and follow Instructions provided with the product. Compliance with these instructions is important for proper assembly of the product. Failure to comply with these instructions will void the warranty.



IMPORTANT NOTICE & CAUTION/WARNINGS



This TV stand uses “tempered” Glass, CARE SHOULD BE TAKEN when installing. Tempered glass is designed to shatter upon very strong impact and rather than producing sharp knife-like dangerous edges, it turns instead into small pebble-like pieces.

Glass shelves and Glass Top are “Tempered.” This is a special process for achieving strength and safety. Although durable & solid we recommend avoiding bumping into glass.

Glass can be nicked or chipped on the edges with various tools. Minor damages during installation/ shipping/ moving or cleaning such as nicked or chipped edges, might later develop into larger breaks. This small nicks or chips may not result in immediate breakage. However, over time, as the glass is stressed due to temperature changes, movement and weight on certain areas near the nick or chip, might lead to breakage.

Should the glass nicked or chipped, DO NOT continue using the product and contact us for a glass replacement.

Please carefully read & follow these important safety information notes

- Carefully read and follow the instructions for assembly.
- Please handle parts carefully, some parts may be heavy, we recommend to have some help when assembling.
- Install this unit on a flat & level surface only.
- To protect the unit and your flooring surface we recommend working on a padded or carpeted area, you may also use the open box the unit came in for this purpose.
- For some heavy or large units, it may be recommended for 2 people to work together on this assembly.
- Avoid placing unit in direct sunlight or near heating source.
- We recommend not placing unit directly against wall but rather leaving a narrow space between unit and wall for proper ventilation of your A/V equipment.
- When choosing locations for stacking A/V components on shelves, make sure to place the heaviest A/V equipment on the lowest possible shelves/bottom panels first.
- Do Not subject the glass to excessive shocks, high impact or stress
- Do not scratch the glass with any equipment such as VCR, Game Consoles, tools or when installing.
- Do not hit the glass with vacuum cleaner when cleaning around the stand.
- Do not place unspecified objects on the top glass beside the TV that might scratch the glass, such flower vase or pottery.
- Do not modify the stand.
- Do not place any hot objects on the stand.


Moving the unit:



Do not drag unit when moving, especially not on a carpeted surface or on a rug. It is always recommended instead to lift unit from both ends with a friend's help. HOLD THE METAL FRAME WHEN MOVING THE UNIT. For the sake of safety and to avoid damages, we recommend you remove the TV and all A/V components prior to moving this unit. Please use much caution and good judgment and seek help to ensure stability and safety as the unit is being moved.

Failure to comply with these instructions will void the warranty.

INNOV•EX®



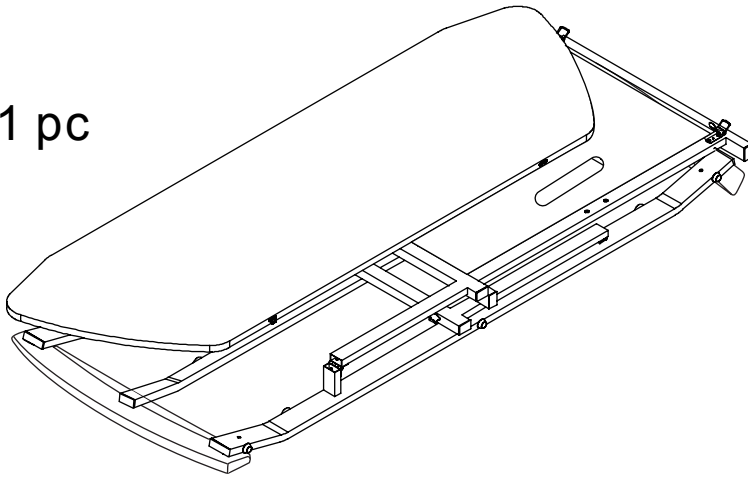
Instructions / Instrucciones / Moded' emploi

Newport 55" Greyson Olive SKU# TF455WGO

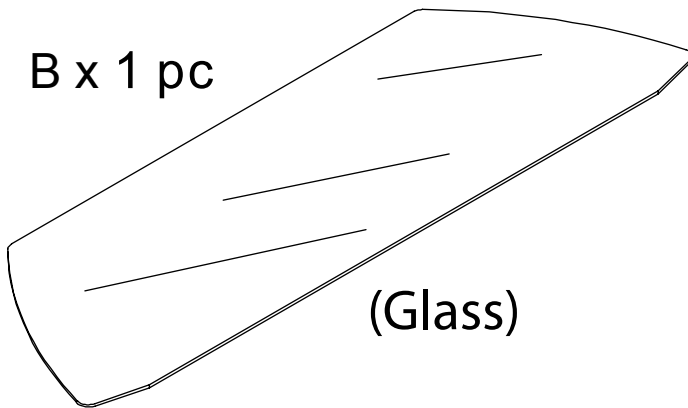
Fold'nS napC ollection®

.Do not tighten bolts completely until the product is fully assembled.
.Por favor apretarlos tornillos hasta que haya ensamblado el producto completamente.

A x 1 pc

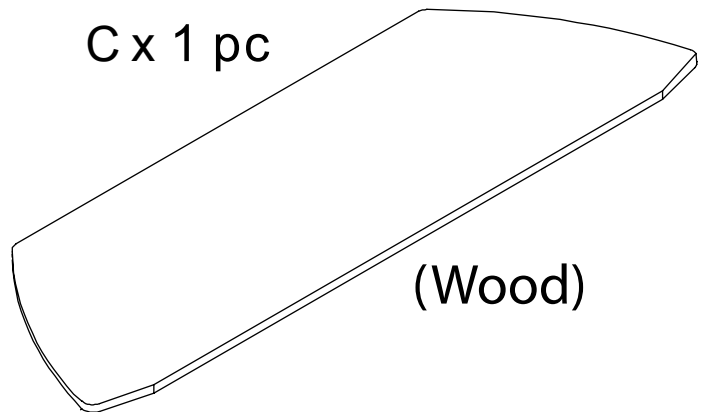


B x 1 pc

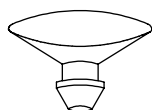


(Glass)

C x 1 pc



(Wood)

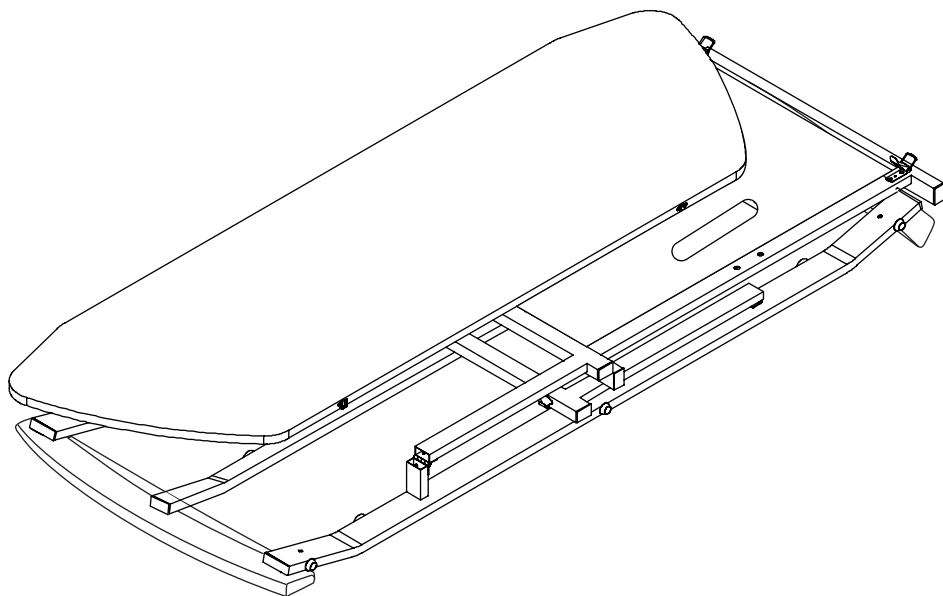


x 2 pcs

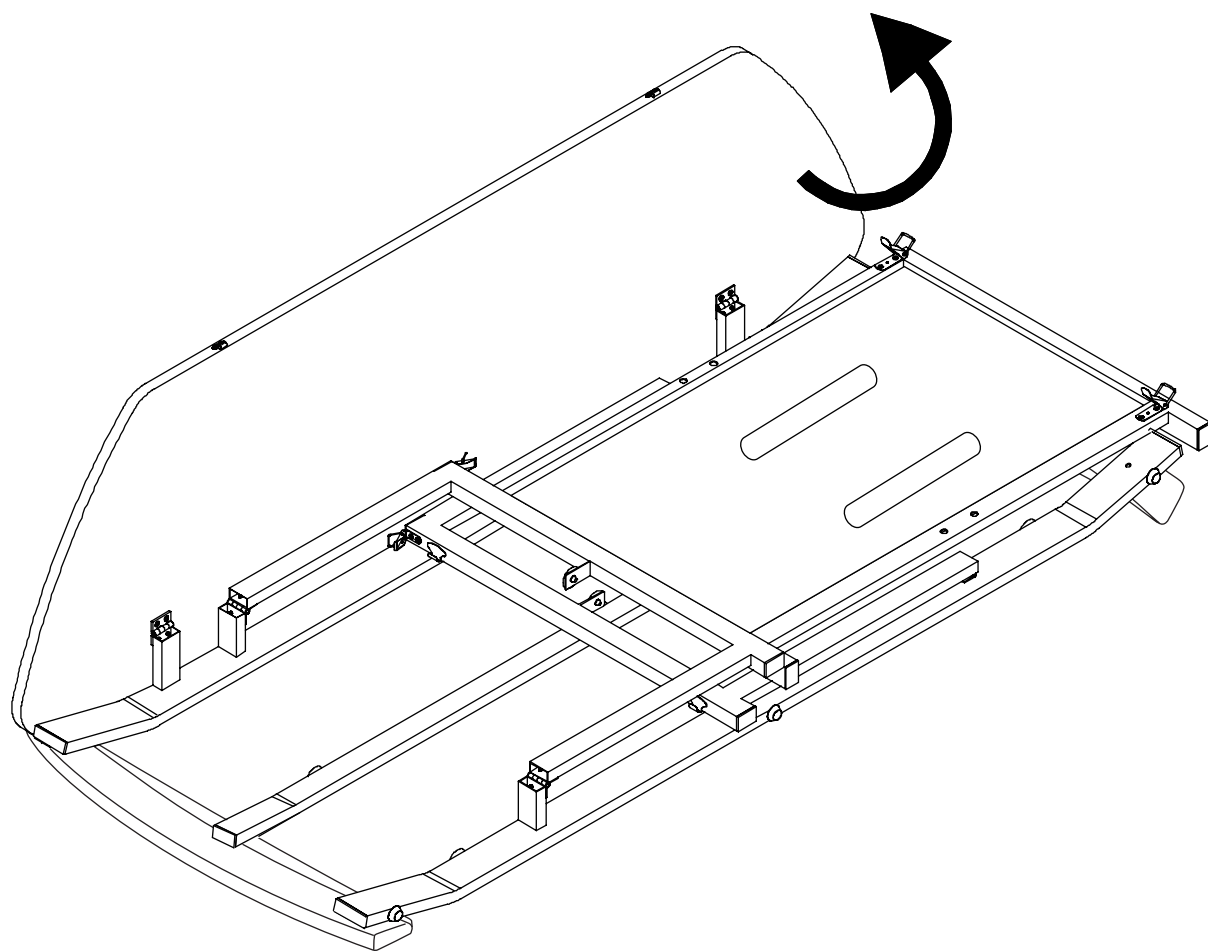
(EXTRA pieces)

1

A

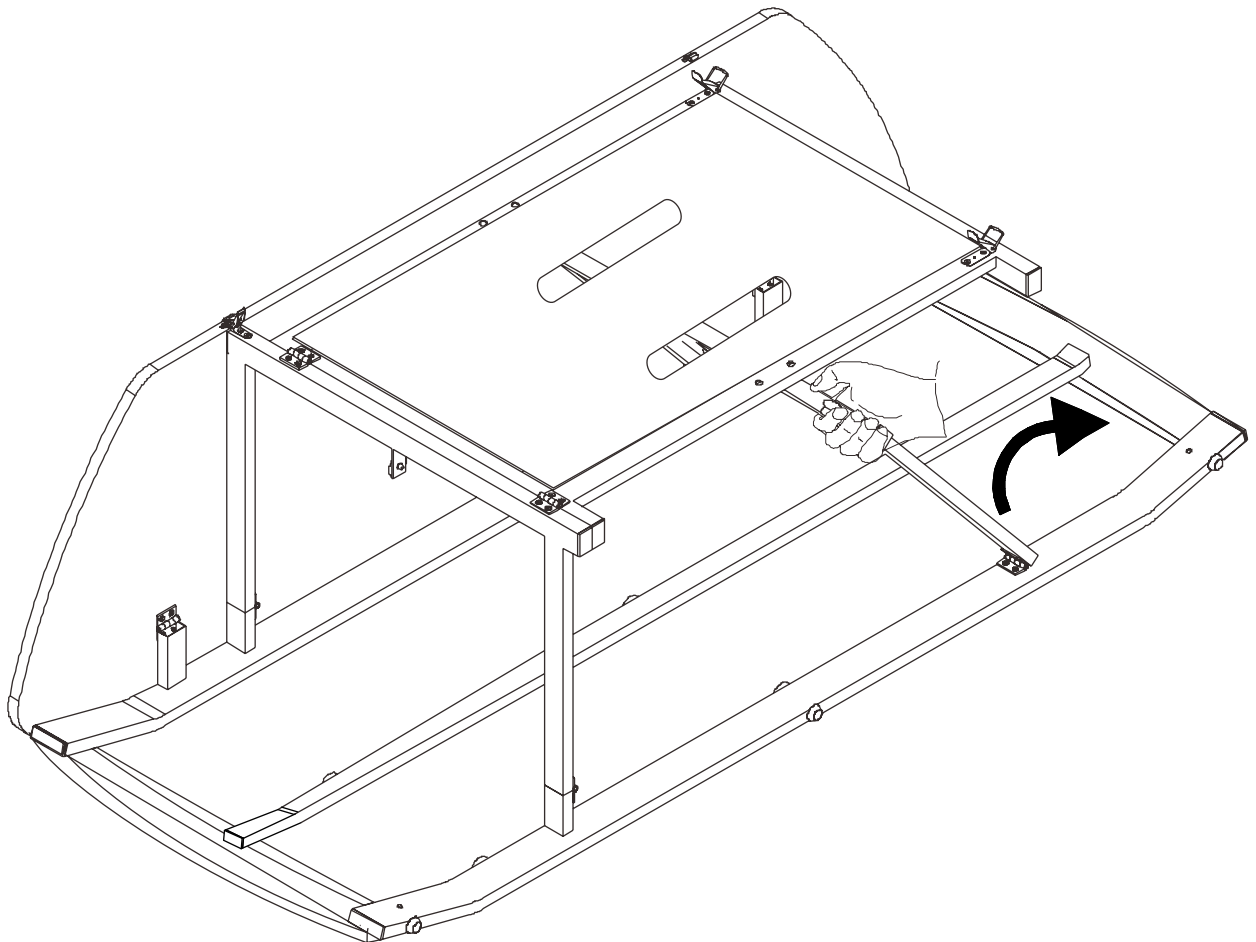
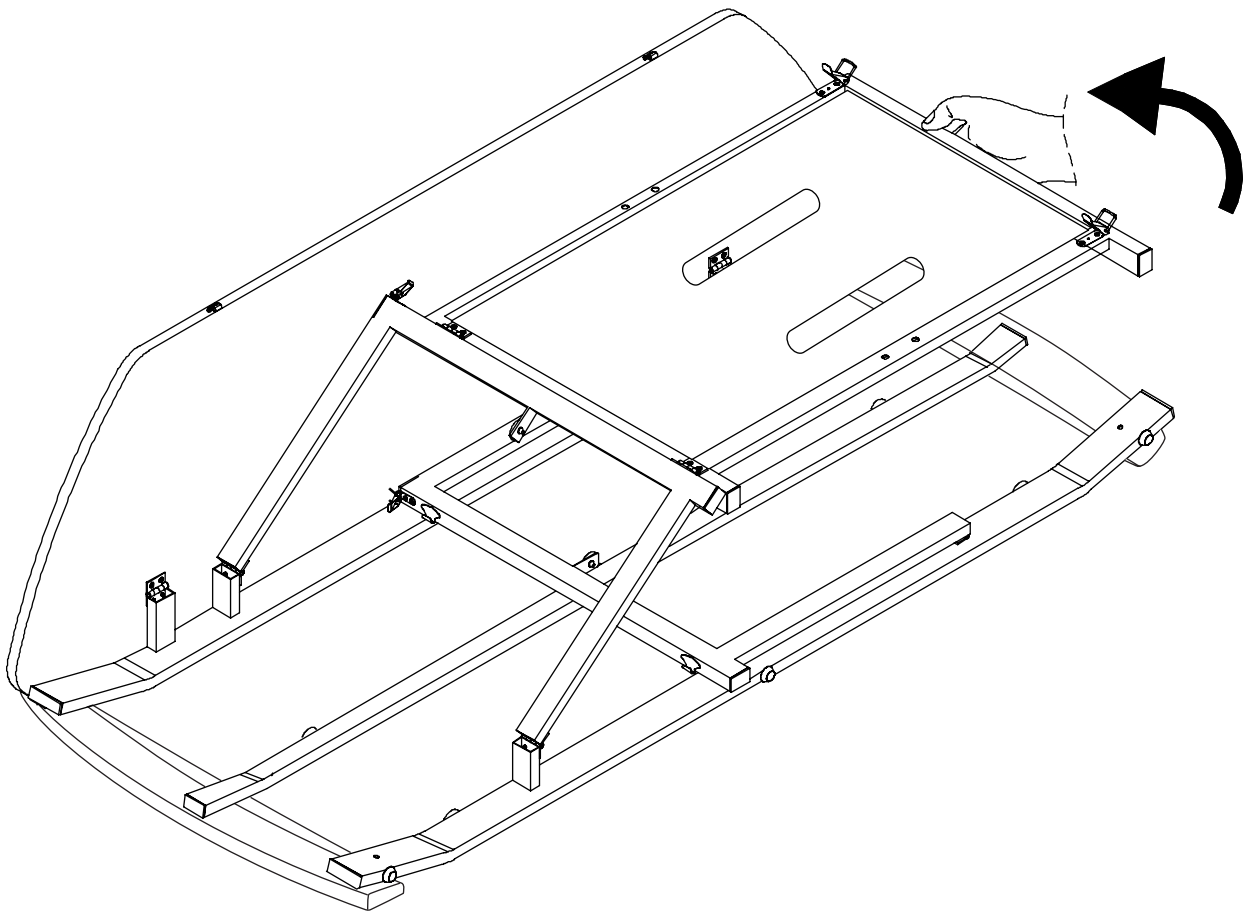


NOTE:
DO NOT PLACE STAND
DIRECTLY ON THE FLOOR.
TO PREVENT SCRATCHES,
PLEASE USE A PIECE OF
CLOTH OR ORIGINAL BOX
TO PLACE THE STAND ON
FOR ASSEMBLY.

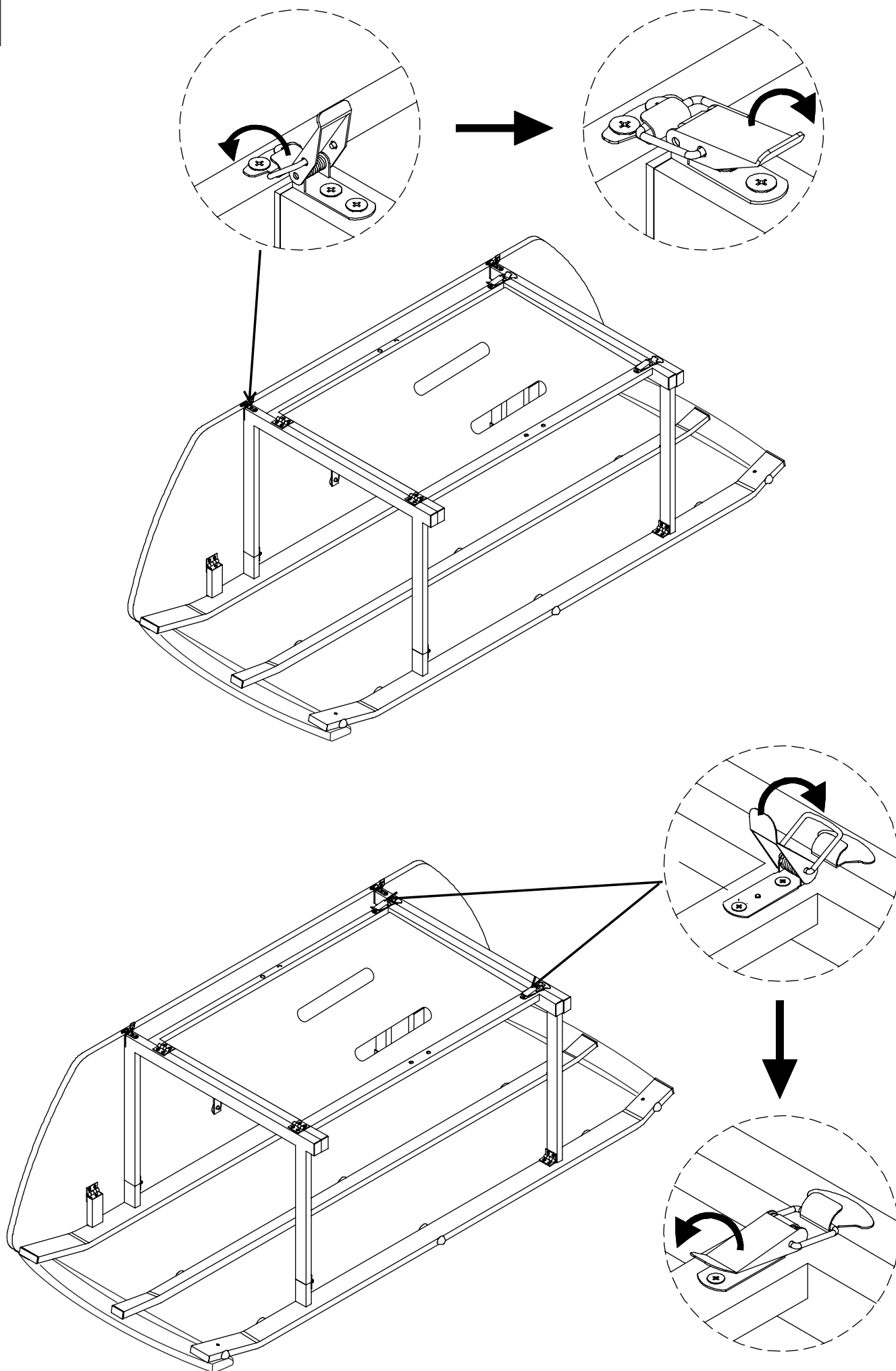


A x 1 pc

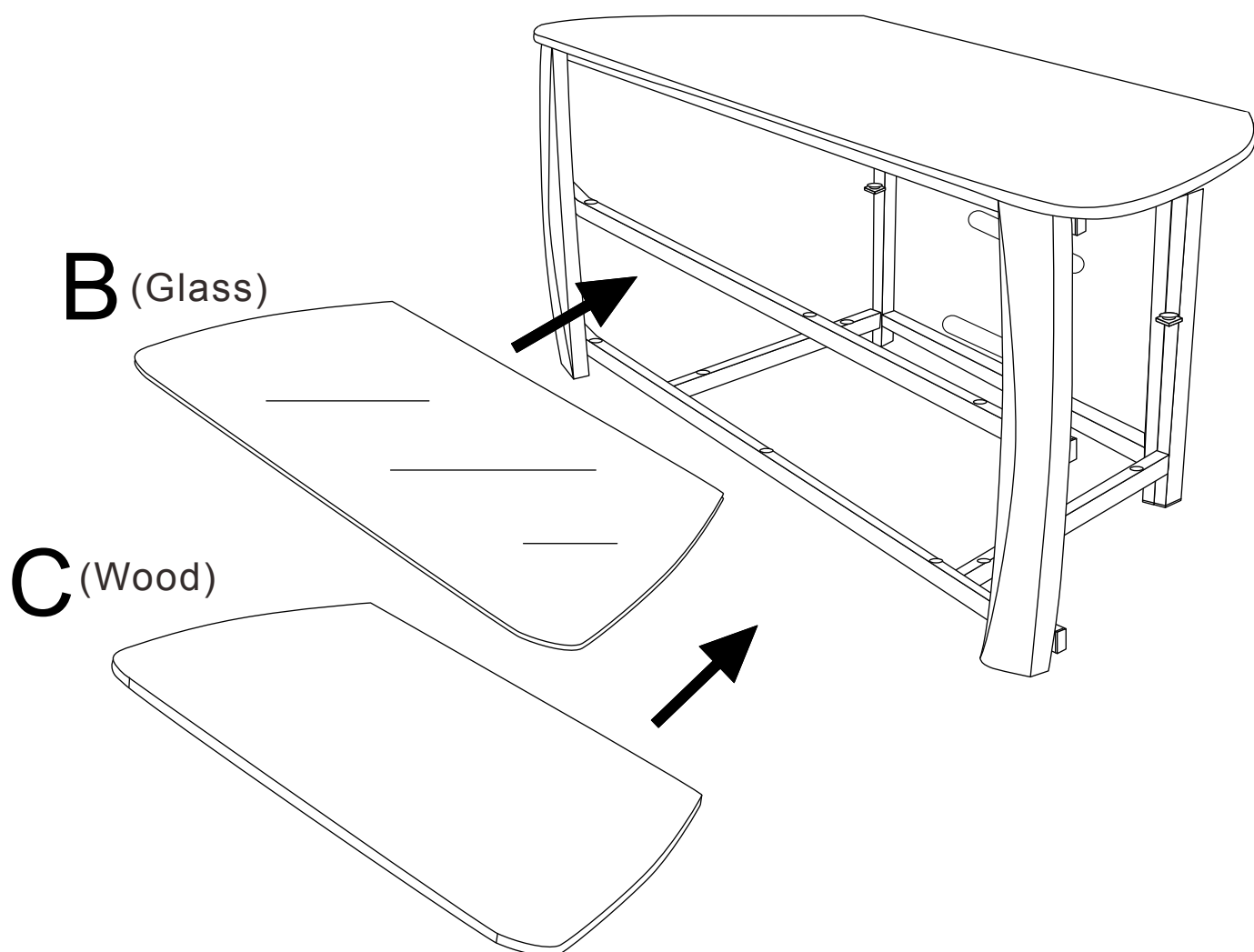
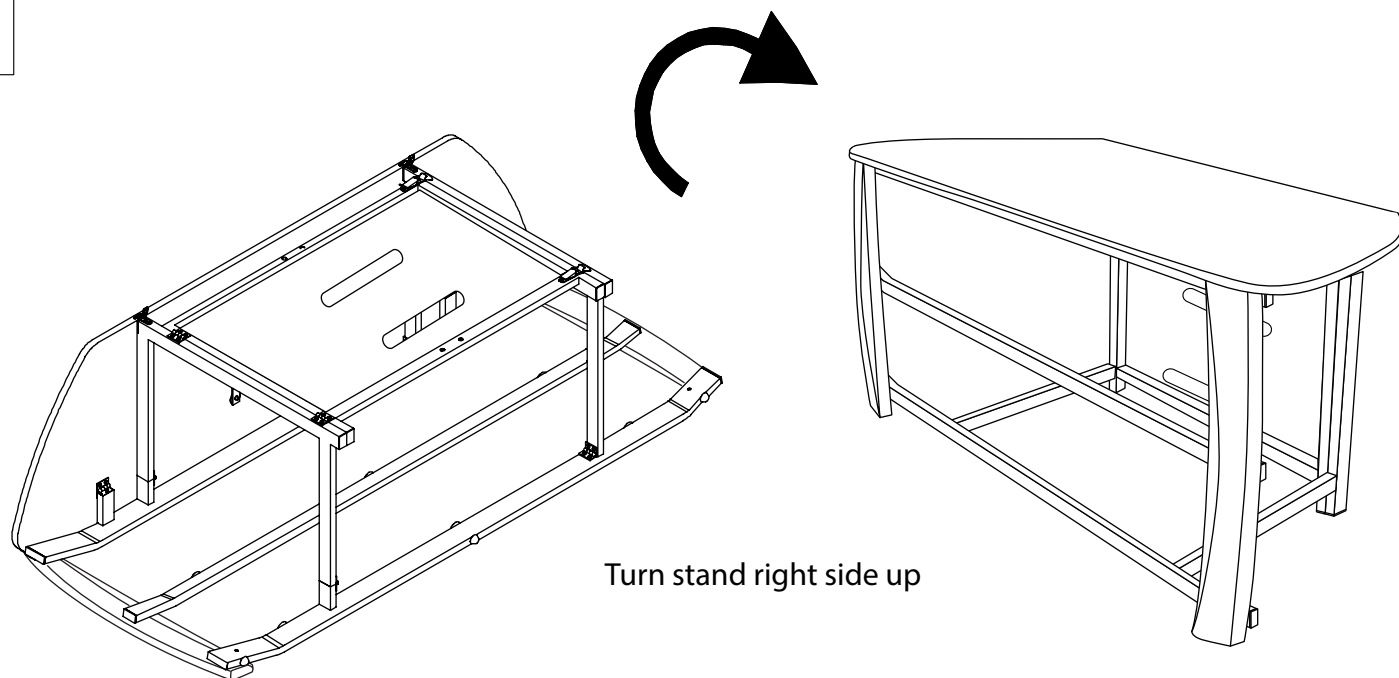
2



3



4



B x 1 pcs (Glass)
C x 1 pcs (Wood)