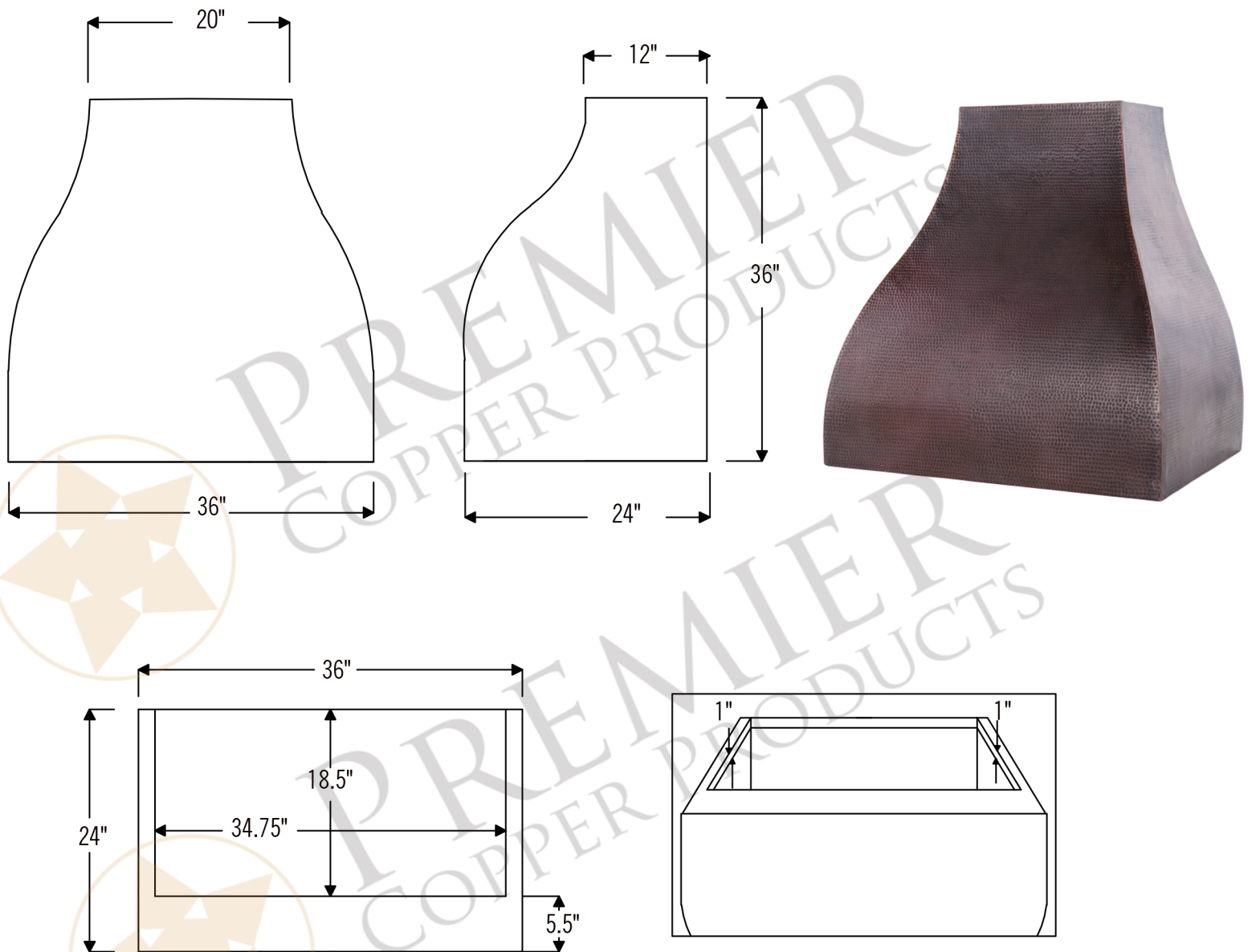




PREMIER
COPPER PRODUCTS

MODEL NUMBER: HV-CAMPANA36-C2036BP1-TW

- * Description: Hand Hammered Copper Wall Mounted Campana Range Hood 1250 CFM Stainless Steel Insert
- * Outer Dimensions: 36" X 24" X 36"
- * Top Dimensions: 20" X 12"
- * Bottom Dimensions: 36" X 24"
- * Bottom Opening Dimensions: 34.75" x 18.5"
- * Finish: Oil Rubbed Bronze



THIS PRODUCTS IS HAND CRAFTED, SMALL VARIANCES IN COLOR AND SIZE MAY OCCUR.
DO NOT MAKE ANY INSTALLATION CUTS UNTIL YOU RECEIVE YOUR ITEM(S).




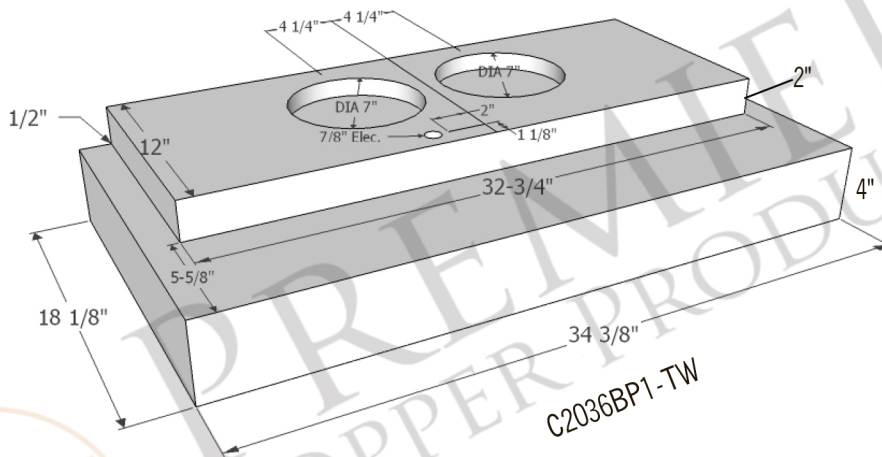
PREMIER
COPPER PRODUCTS

MODEL NUMBER: HV-CAMPANA36-C2036BP1-TW

- * Description: Hand Hammered Copper Wall Mounted Campana Range Hood 1250 CFM Stainless Steel Insert
- * Insert Model Number: C2036BP1-TW
- * Insert Description: 1250 CFM, 1.5 -4.6 Sones, Variable Controls, Twin Centrifugal Blowers, Aluminum Mesh Filters
- * Insert Duct: **Two** 7" Round Vent Opening
- * Insert Lighting: Front Panel LED Lights Included
- * Filter: Aluminum Mesh Filter
- * Insert Finish: Stainless Steel



POWERED LINER SPECIFICATIONS



SEVEN YEAR, IN HOME, LIMITED WARRANTY ON INSERT, THE BEST IN THE INDUSTRY!

Please visit ImperialHoods.com to view the details on their warranty

All dimensions on inserts are (+/-) 1/8" and are subject to change. Drawings are not to scale.