

SEVENTE SEASK

Assembly Instruction

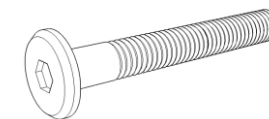
INSTRUCTION DE MONTAGE
MONTAGEANLEITUNG
SAMLEVEJLEDNING

MAKE SURE THE LETTERS MATCH BEFORE ASSEMBLING
NEED ASSEMBLY ASSISTANCE? CALL US AT 866-814-8325

Code

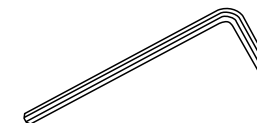
SST 33

Hardware



BOLT 2,36" (8 Pcs)

Tool




Socket Wrench 4m


Total Section

4 Section

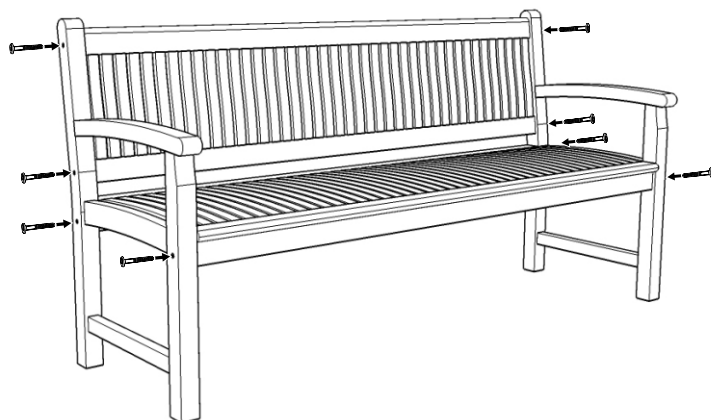
1



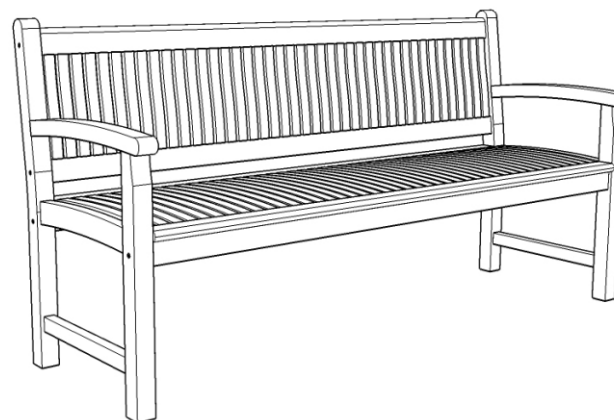
2



3



4



Make sure to use Gorilla Glue (Included)
on all wood joints before assembly