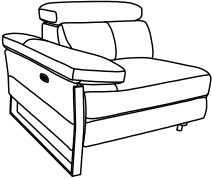
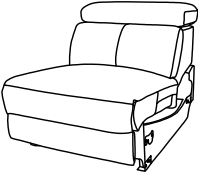
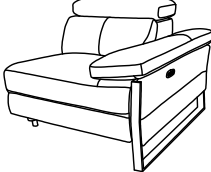



Assembly Instruction

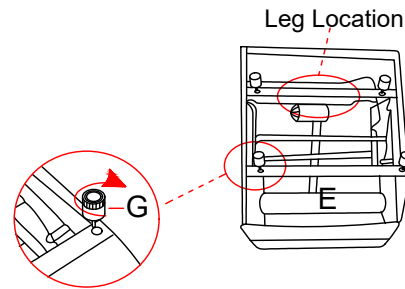
Thank you for purchasing this quality product! Make sure all components and small hardware parts are included in the package before you start to assemble the product.

MODEL: 1246-3.3

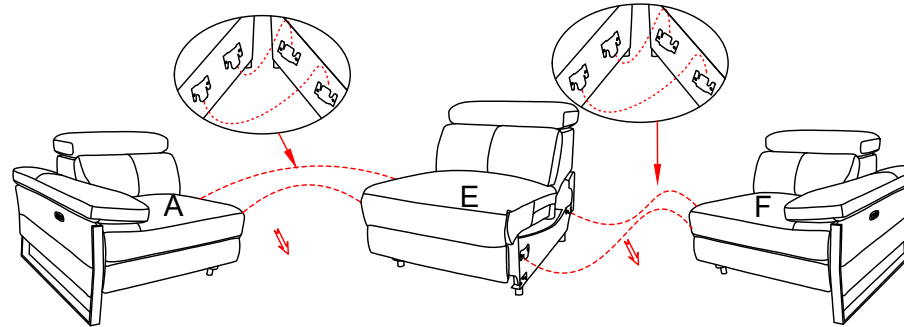
Components List

A  X1	E  X1	F  X1	G  X4
--	--	--	--

Step 1 Install legs.



Step 2 Assemble hooks



Step 3 Finished

