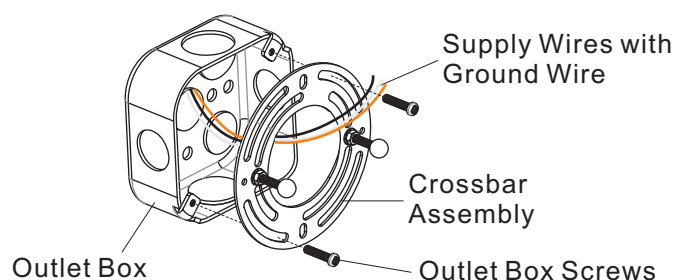


## ⚠ Warnings and Cautions

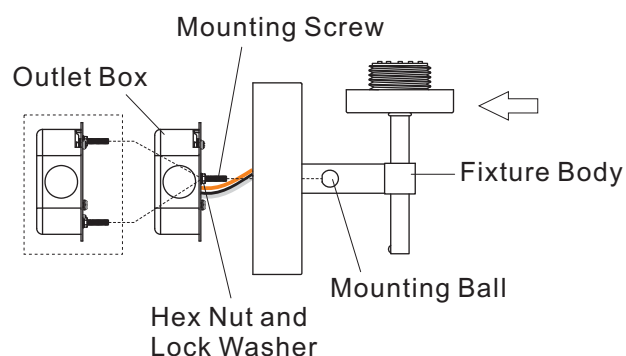
Turn off electricity at circuit breaker or main fuse box before installation. Consult a licensed electrician if in doubt.

These instructions are provided for your safety. It is very important you read them completely before installing the fixture. We strongly recommend that a licensed, professional electrician perform the installation.

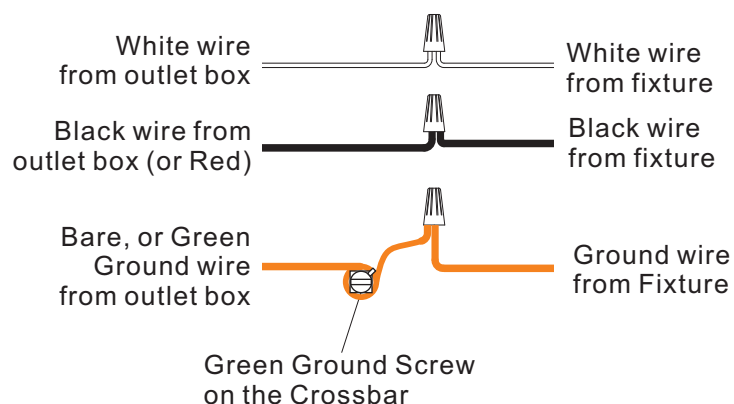
### STEP 1 - Install Crossbar Assembly



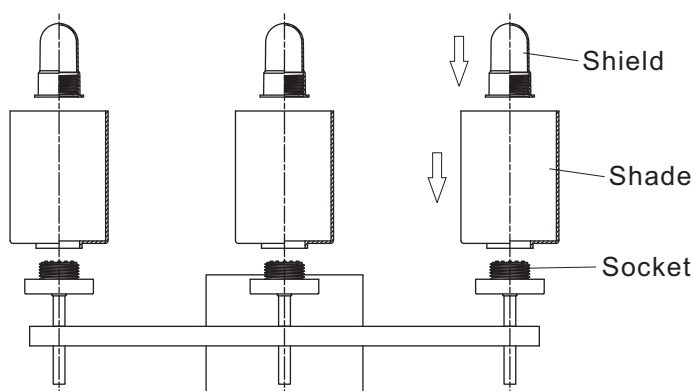
### STEP 3 - Install Fixture Body



### STEP 2 - Wiring



### STEP 4 - Install Shades



## Warranty

This product is provided with a 1 year limited warranty that it will be free from defects in material and workmanship and subject to certain conditions and exclusions from the date of purchase.

Email [customercare@ashleyharbour.com](mailto:customercare@ashleyharbour.com) for warranty service.