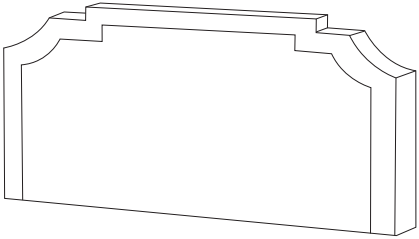
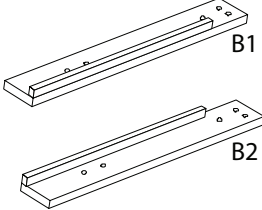
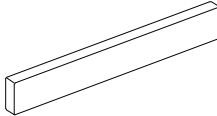
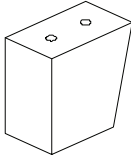
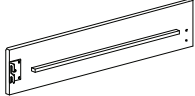
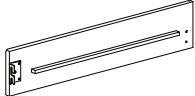
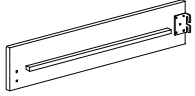
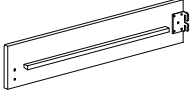


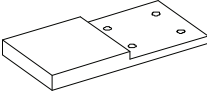
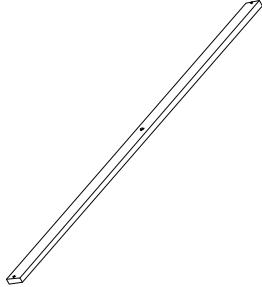
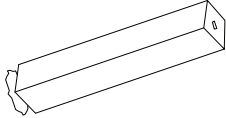
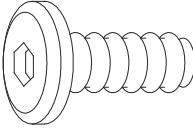
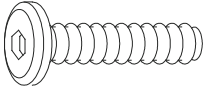
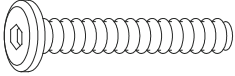

300-D416-290 ASSEMBLY INSTRUCTIONS

Please check to make sure you have all parts and hardware before starting the assembly process.
(Attention: The Legs & Hardware bag can be found in the back of the headboard.)

PARTS AND HARDWARE LIST

| | | | | | |
|---|---|---|---|--|--|
|  |  |  |  |   |   |
| A x 1 Headboard | B x 2 Legs | C x 1 Footboard Panel | D x 2 Foot | E1 x 2 Side Rail | E2 x 2 Side Rail |



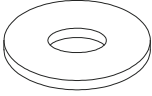
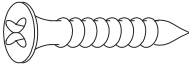

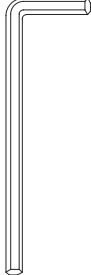

PARTS AND HARDWARE LIST

| | | | | | | |
|--|--|--|--|---|---|---|
|  |  |  |  |  |  |  |
| F x 2 Center Support | G x 4 Slat | H x 4 Center Support Legs | 1 x 8 Allen Bolt M8 x 20 | 2 x 8 Allen Bolt M6 x 25 | 3 x 4 Allen Bolt M6 x 40 | 4 x 8 Allen Bolt M6 x 50 |

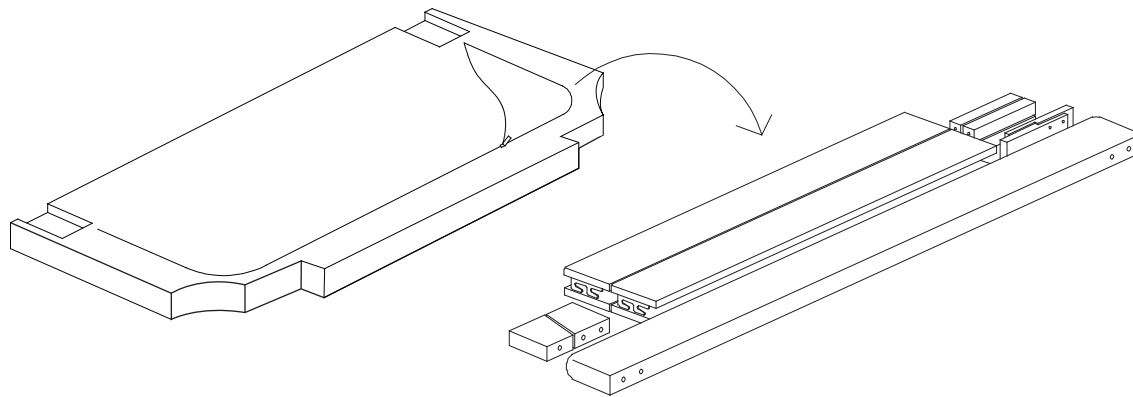
300-D416-290 ASSEMBLY INSTRUCTIONS

Please check to make sure you have all parts and hardware before starting the assembly process.
(Attention: The Legs & Hardware bag can be found in the back of the headboard.)

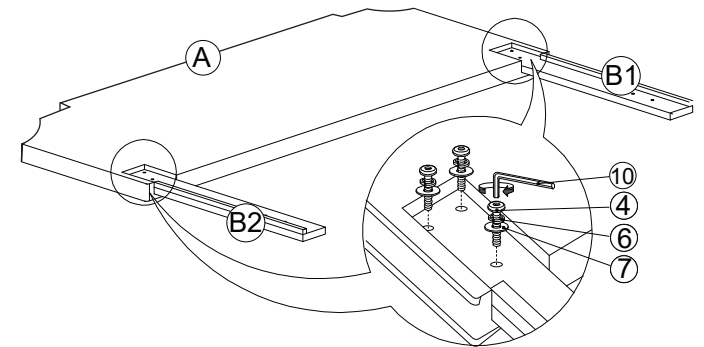
PARTS AND HARDWARE LIST

| | | | | | | |
|---|---|---|---|---|---|---|
|  |  |  |  |  |  |  |
| 5 x 2 Wood Dowel (M8 x 30) | 6 x 14 Spring Washer | 7 x 14 Flat Washer | 8 x 8 CSK M4 x 32 | 9 x 1 Allen Wrench M5 x 70 | 10 x 1 Allen Wrench M4 x 65 | Phillips Head Screwdriver (Not Included) |

ASSEMBLY INSTRUCTIONS



Viewed from the back

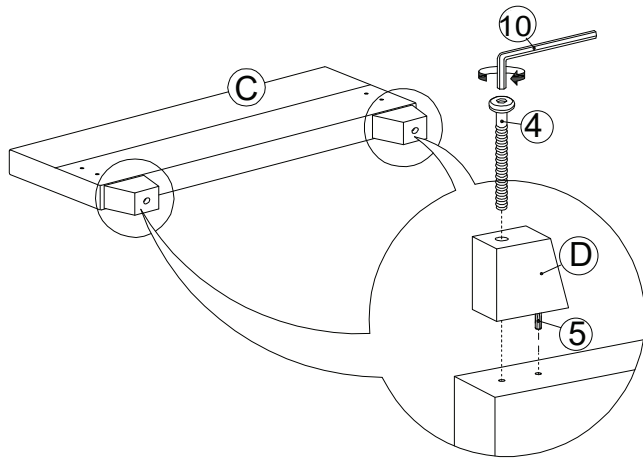


The above drawing is for reference only. Headboard styles may vary.

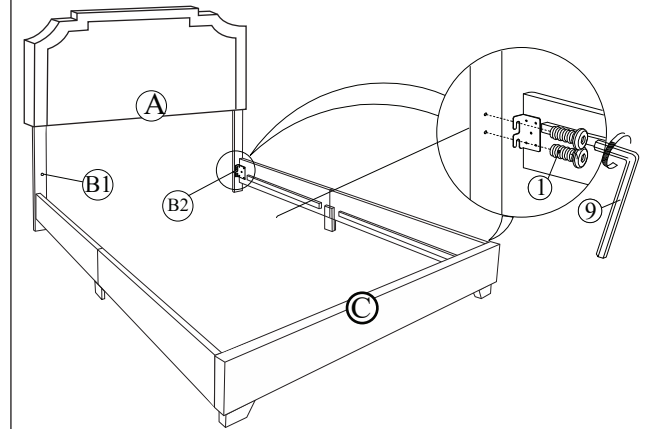
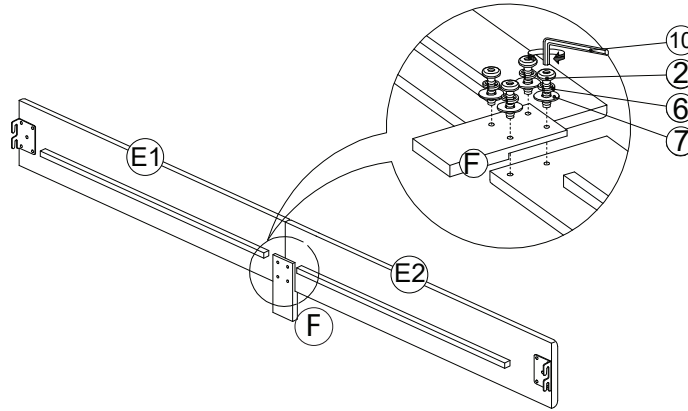
300-D416-290 ASSEMBLY INSTRUCTIONS

Please check to make sure you have all parts and hardware before starting the assembly process.
(Attention: The Legs & Hardware bag can be found in the back of the headboard.)

ASSEMBLY INSTRUCTIONS

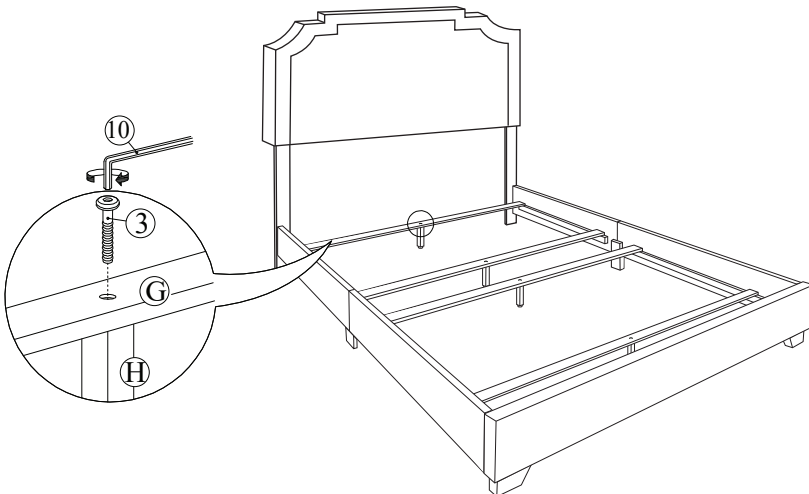


Viewed from the back

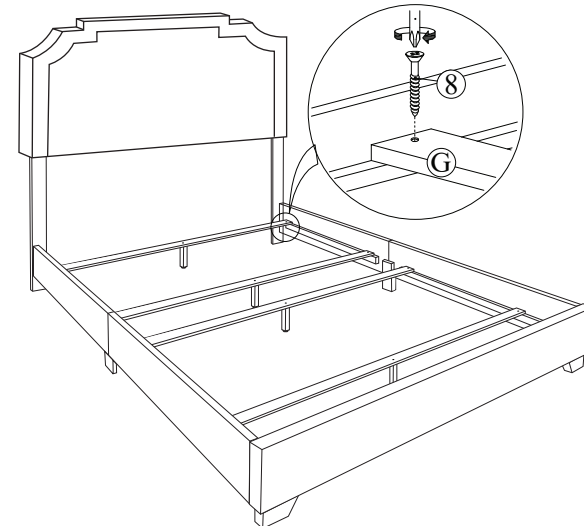


The above drawing is for reference only. Headboard styles may vary.

ASSEMBLY INSTRUCTIONS



Viewed from the front.



The above drawing is for reference only. Headboard styles may vary.