




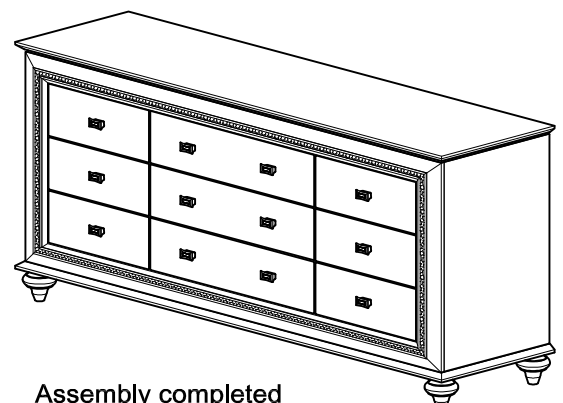
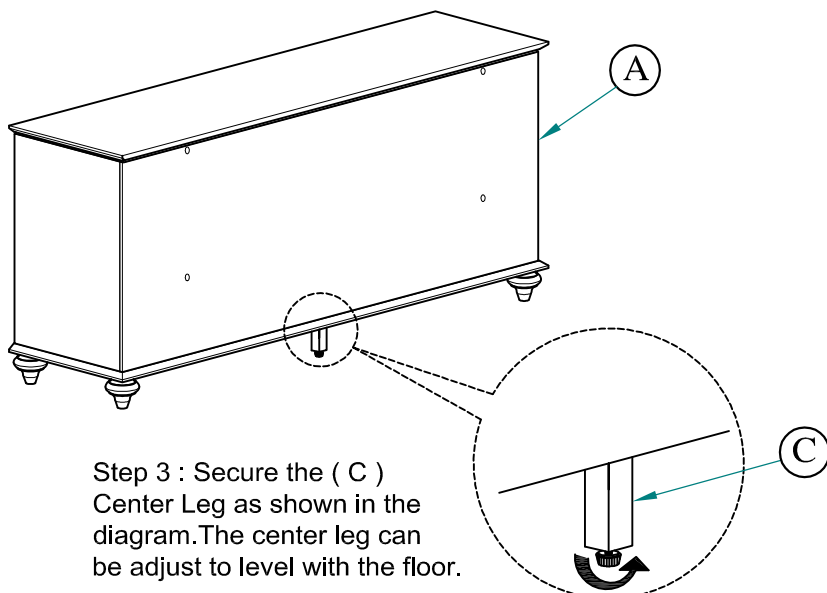
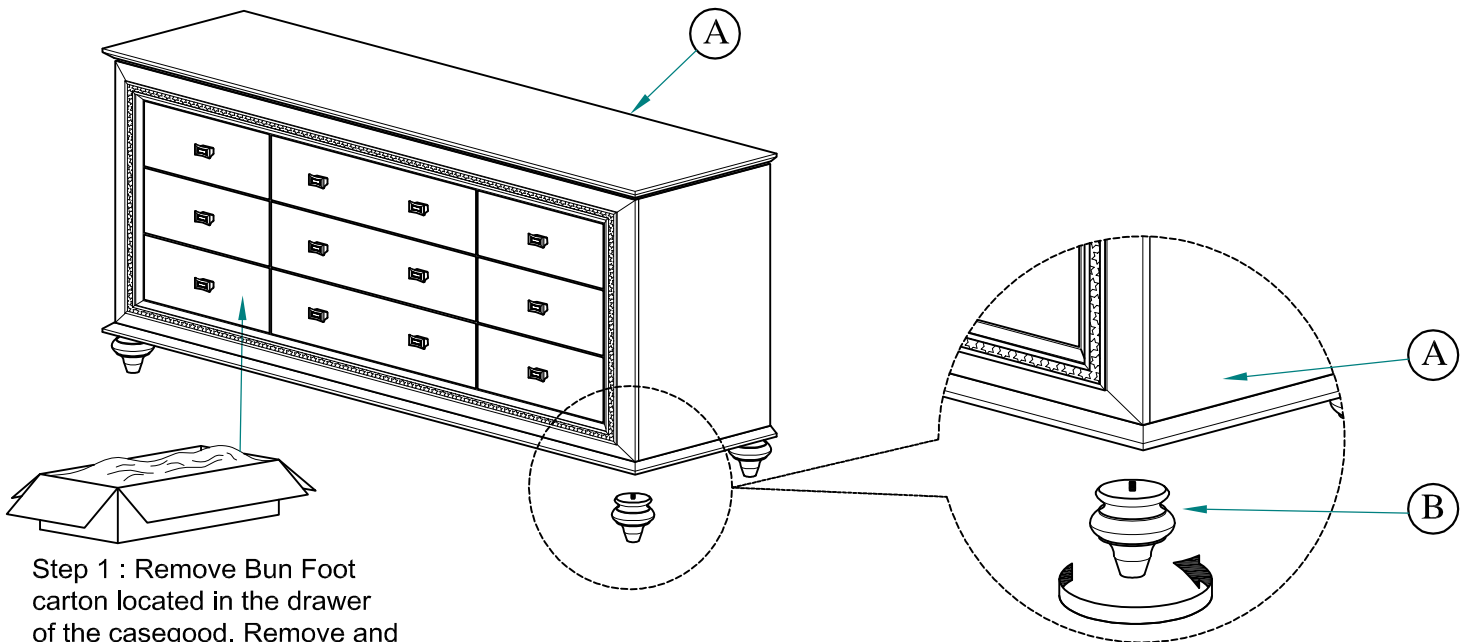
ASSEMBLY INSTRUCTION FOR ACME FURNITURE

MODEL#27235 / #27285





Thank you for purchasing this quality product. Be sure to check all packing material carefully for small parts which may have loose inside the carton during shipment. Separate, identify and count all parts and metal hardware. Compare with all parts list to be sure all parts are present. If any part(s) are missing or damaged, please contact your local furniture dealer. For efficient and speedy service, please indicate the model number and code letter of part(s) needed.

Do not fully tighten screw until fully assembled

DESCRIPTION	COMPONENT PARTS	
	PART NAME	Q'TY (PCS)
(A)	DRESSER 	1
(B)	BUN FOOT 	4
(C)	CENTER LEG 	1



HARDWARE LIST (ANTI TIPPING)

NO	DRAWING	DESCRIPTION	QTY
1		Bracket	2pcs
2		Tie Wrap	1pc
3		Screw (Long)	1pc
4		Screw (Short)	1pc

