



Item No: TD-12220A

Fantasy Fields-Outer Space Bookshelf

#### WARNING

Small parts and sharp points may be present prior to assembly.

#### CARE INSTRUCTIONS

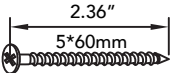
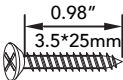

To clean your product, use mild soap and water on a damp cloth. Do not use window cleaners or cleaning abrasives as they will scratch the surface and could damage the protective coating.

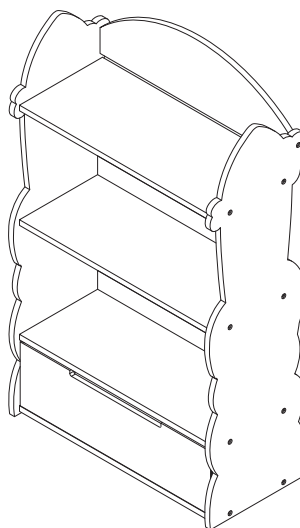
#### CUSTOMER SERVICE

For questions regarding this product, or to receive replacement or missing parts, please contact customer service based on your location. Please have ready the model number and part number(s) located in this assembly instruction sheet when you contact us.

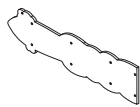
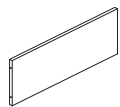
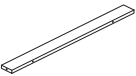
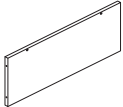
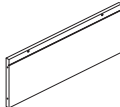
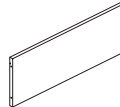
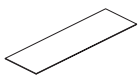

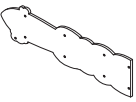

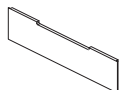
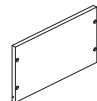

Made in China

#### HARDWARE

- ①  18 PCS
- ②  12 PCS
- ③  6 PCS

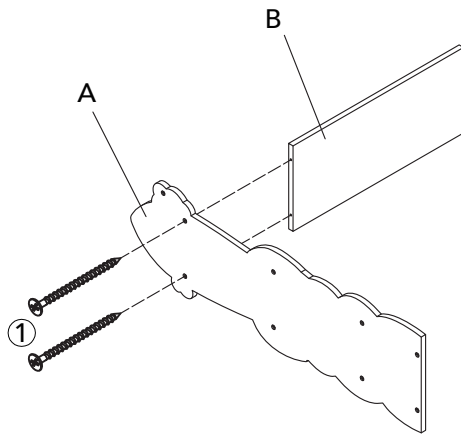


#### PRODUCT PARTS

A  1PC	B  1PC	C  2PCS	D  1PC	E  1PC	F  1PC
G  1PC	H  1PC	I  1PC	J  1PC	K  1PC	L  2PCS
M  1PC					

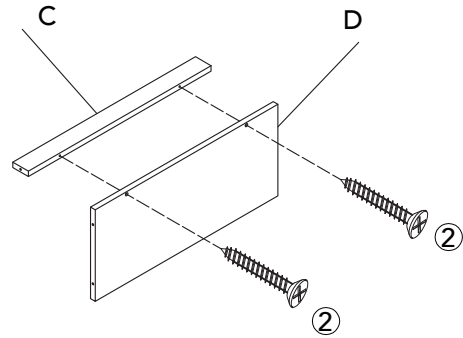
### STEP1

① 5\*60mm 2PCS



### STEP2

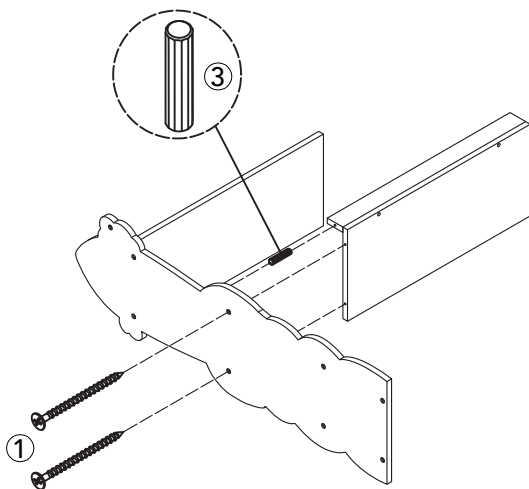
② 3.5\*25mm 2PCS



### STEP3

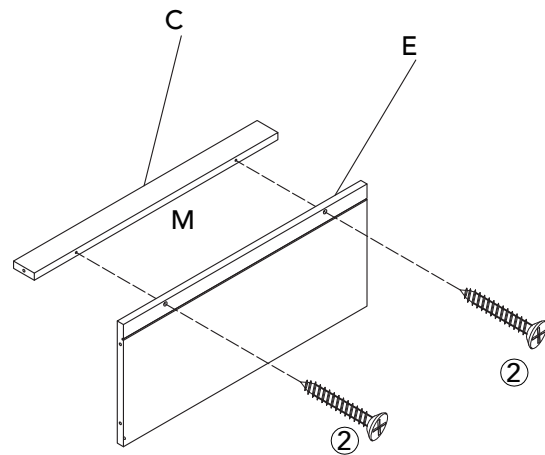
② 3.5\*25mm 2PCS

③ 6\*30mm 1PC





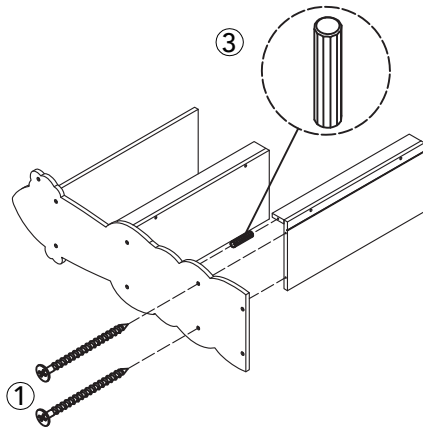
### STEP4

② 3.5\*25mm 2PCS




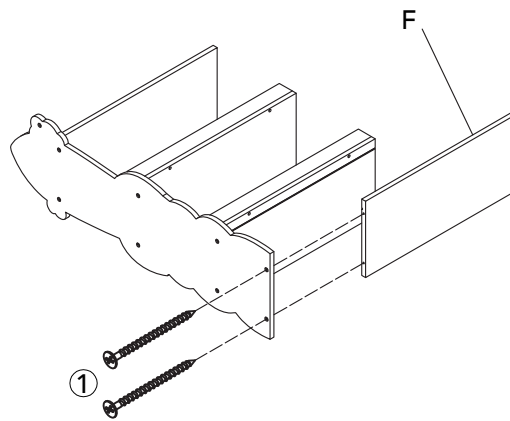
### STEP5

- |   |   |      |
|---|---|------|
| ① |  | 2PCS |
| ③ |  | 1PC  |

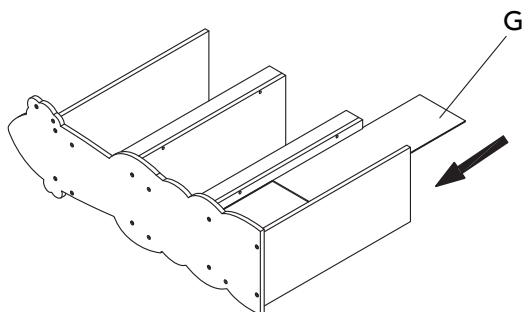


### STEP10



- |   |   |      |
|---|---|------|
| ① |  | 2PCS |
|---|---|------|

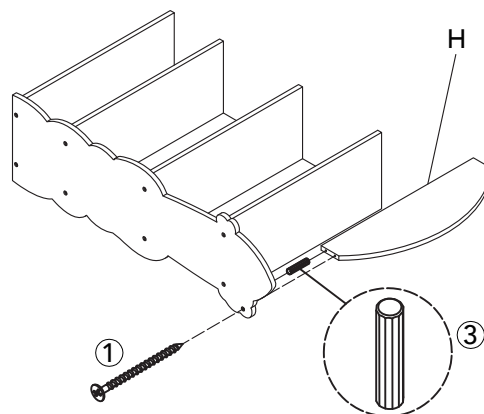


### STEP7



### STEP8

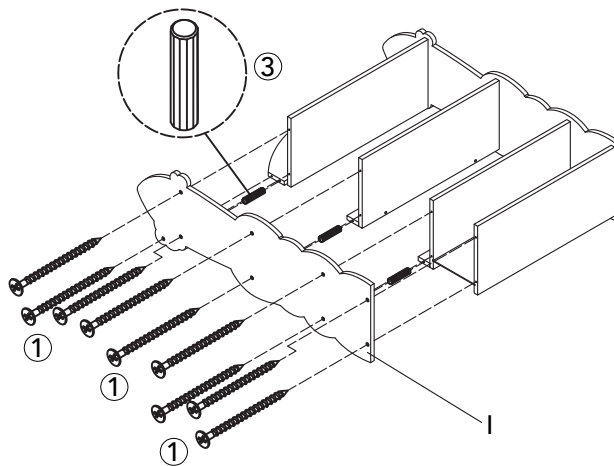
- |   |   |     |
|---|---|-----|
| ① |  | 1PC |
| ③ |  | 1PC |



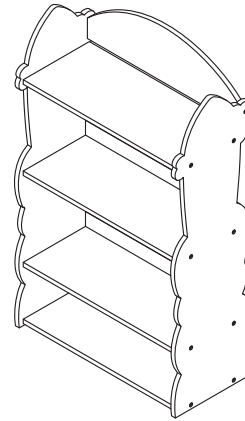
### STEP9

① 5\*60mm 9PCS

③ 6\*30mm 3PCS

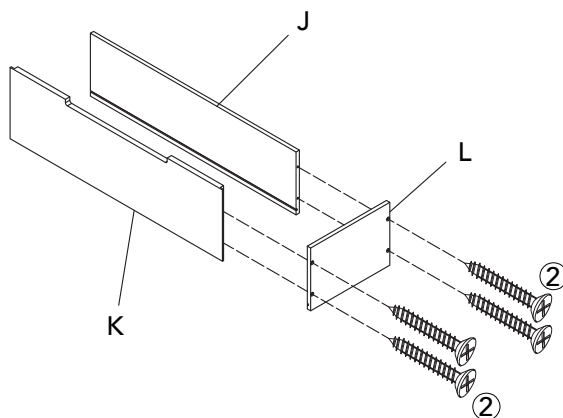


### STEP10

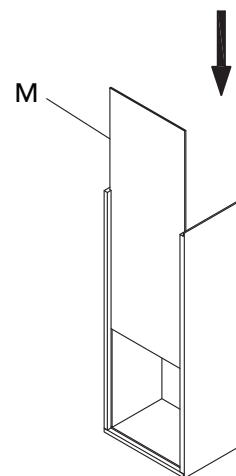


### STEP11

② 3.5\*25mm 4PCS

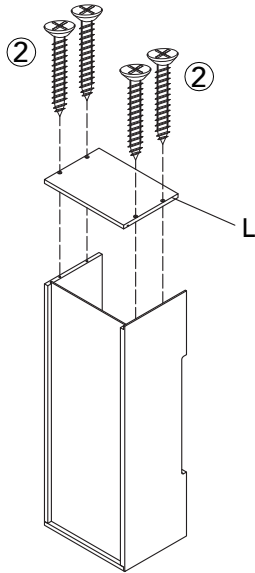


### STEP12

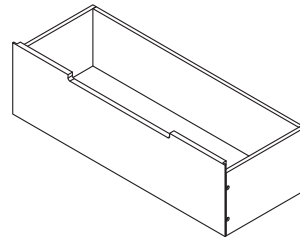


STEP13

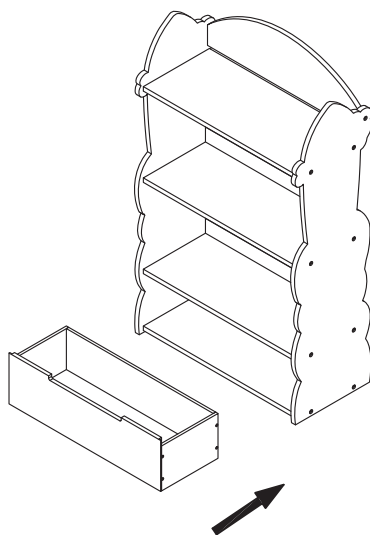
②  3.5\*25mm 4PCS



STEP14



STEP15



STEP16

