







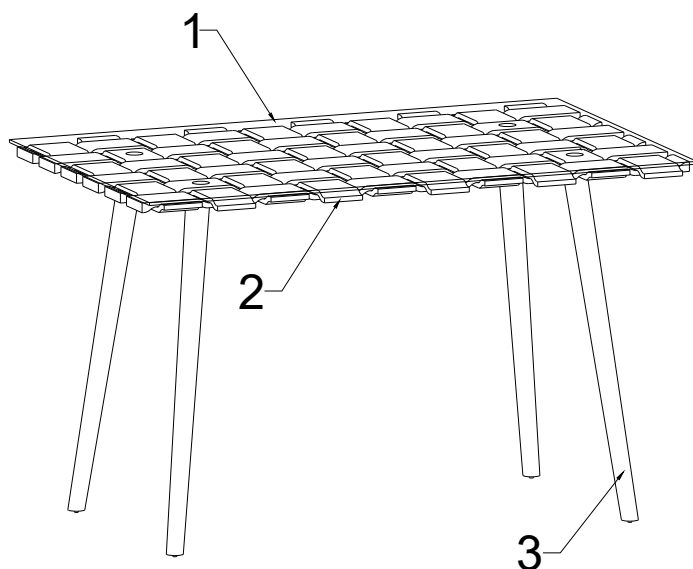
CAROLINA CHAIR & TABLE COMPANY

ASSEMBLY INSTRUCTIONS

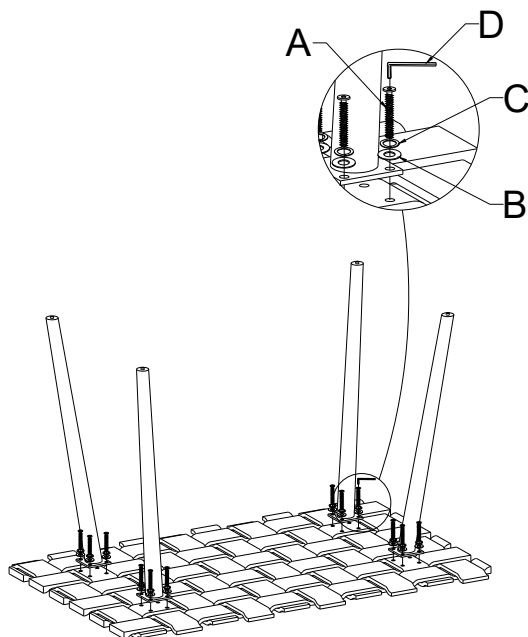
MODEL NO.: DT-3048-WV-HGBL WEAVE DINING TABLE

Thank you for purchasing Carolina Chair & Table Company product. This product has been designed for easy assembly and is constructed for durability. Please take this time to read and follow the assembly instruction carefully. If a part or hardware is missing or you have any difficulties in assembling this product, please contact us Toll-Free at 1-800-228-3876 or email at support@carolinachairandtable.com.

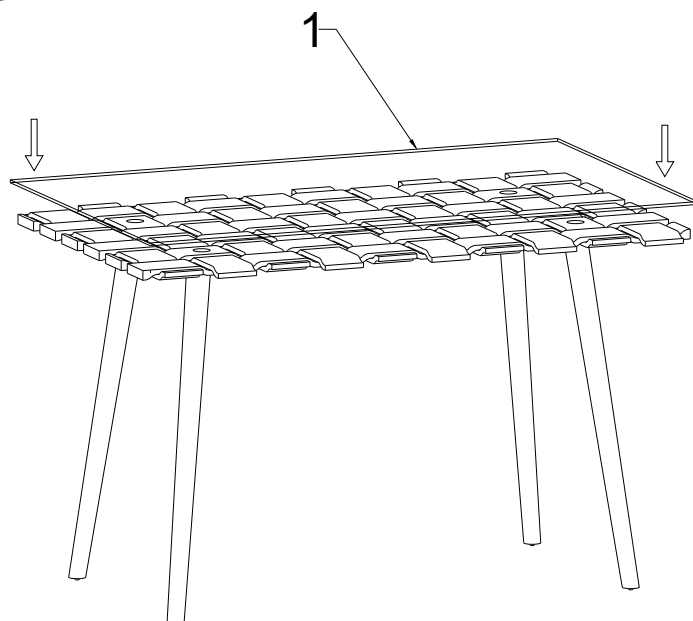
NO. PARTS		QTY
1	ACRYLIC SHEET	1PCS
2	TABLE TOP	1PCS
3	TABLE LEG	4PCS
NO. HARDWARE		QTY
A	JCBB 6 x 15 MM 	16PCS
B	FLAT WASHER 	16PCS
C	SPRING WASHER 	16PCS
D	ALLEN KEY 	1PC



STEP 1



STEP 2



CARE AND MAINTENANCE

- The touch of a soft cloth is all the maintenance your wood pieces will ever need. Never use harsh chemicals or abrasive cleaners, as they could mark or destroy finish.
- Bolts, screws, and nuts may loosen during everyday use. They should be periodically inspected and re-tightened. Always visually check that all hardware on the list is attached and kept tightened.