

SIGNATURE SERIES

by RONBOW

INSTALLATION AND CARE GUIDE

31" FREE BAMBOO OPEN SHELF

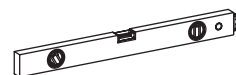
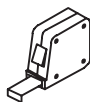
E024423

Model : E024423

Designed By: DANELONMERONI | UK

PRE-INSTALLATION

Tools Required



Materials Included

- 1 set of wall cleats
- 7 self-tap anchors
- 7 long screws

Model : E024423

Designed By: DANELONMERONI | UK

INSTALLATION

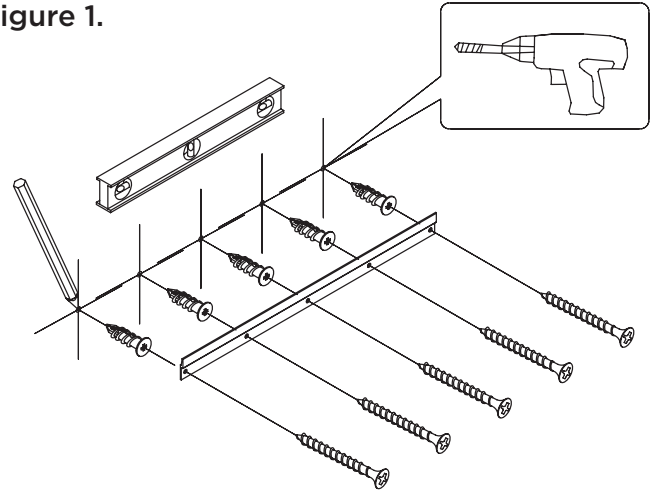
Step 1: Determine the ideal location of your new cabinet.

Mark the locations for the long screws to hang the wall cleat.

NOTE: The open shelf can be installed vertically or horizontally.

See Figure 1.

Figure 1.



Step 2: Carefully lift and place the mirror cabinet on the wall cleat.

Verify the cabinet is level.

See Figure 2 & 3.

Figure 2.

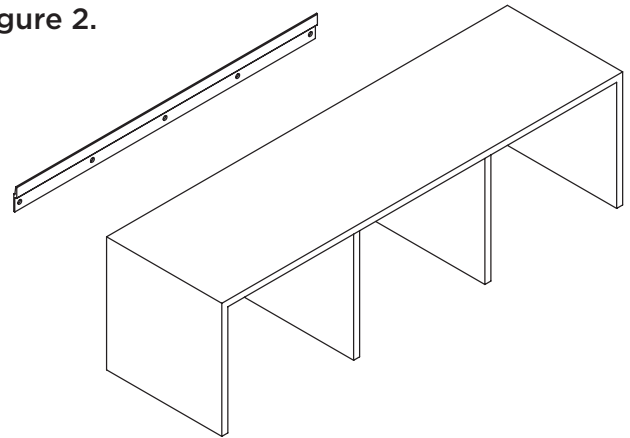
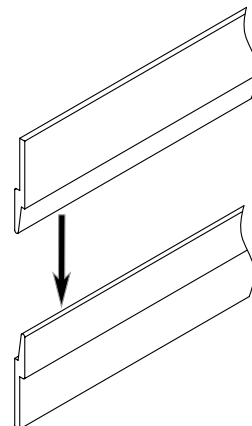


Figure 3.



Model : E024423Designed By: **DANELONMERONI** | UK

PRODUCT CARE AND MAINTENANCE

The fine furniture finish of your new vanity, mirror or other bathroom accessories are designed to protect against normal home use. With proper care, your product will provide years of use and beauty in your home.

General Care Tips

- Test cleaning product on small, discrete area prior to applying to entire surface.
- Wipe surfaces frequently with dry, soft, non-abrasive and lint-free towel.
- Do not allow liquids and moisture to accumulate on the surface of products.
- For warranty information, please visit our website at www.ronbow.com or contact the Customer Service Department at (510) 713-1188.

Wood Surfaces

- If a spill occurs, clean and dry the surface immediately as liquid can soak through the surface and cause greater damage.
- Do not place in direct sunlight. Exposure to sunlight may affect the appearance of your vanity, and the finish will eventually crack.
- Keep away from direct sources of extreme temperatures as heat, cold or moisture from humidity. Color changes, or blemishes in the wood can occur if recommended care of is not met. Try to avoid these extremes.
- Most wood surfaces can be cleaned, or dusted, with any commercial wood cleaning product. For general cleaning, use a non-abrasive, or lint-free cloth while dusting along the wood grain to preserve the wood's characteristics.

Recommended Products

- Pledge Orange Oil, or similar
- Orange-Glo Wood Cleaner

DISCLAIMERS: Wood naturally ages, darkens and changes color over time due to several environmental conditions that may cause materials to vary from their original color and/or to warp, split or crack. These variations are considered to be the nature of the material in relation to their environmental exposure and may be significant over a long period of time. The effectiveness of cleaning Ronbow product is dependant on various factors that include sunlight, smoke, moisture, household cleaners and/or amount of cleaning product used over time. Ronbow cannot guarantee that the above Product Care & Maintenance methods will effectively clean your product.

RONBOW

40650 Encyclopedia Circle
Fremont, CA 94538

T 510.713.1188
F 510.657.9388

ronbow.eu | ronbow.com