







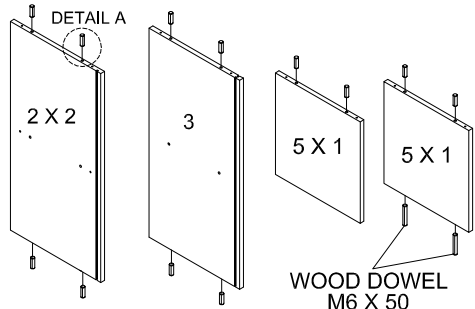
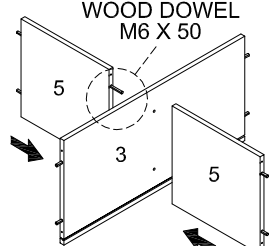
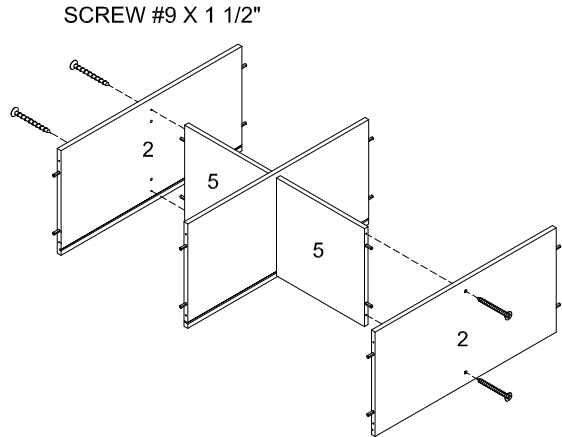
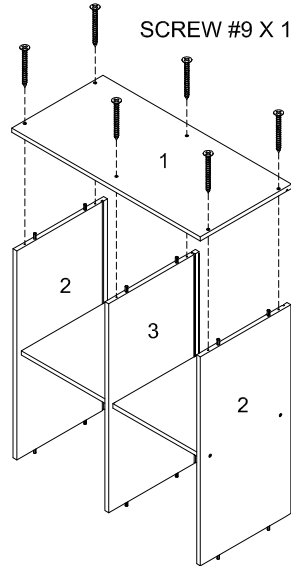
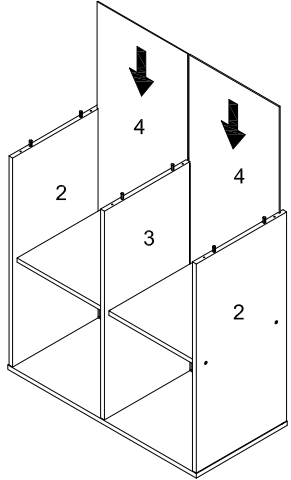
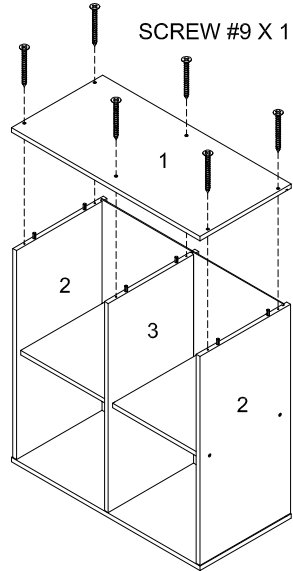
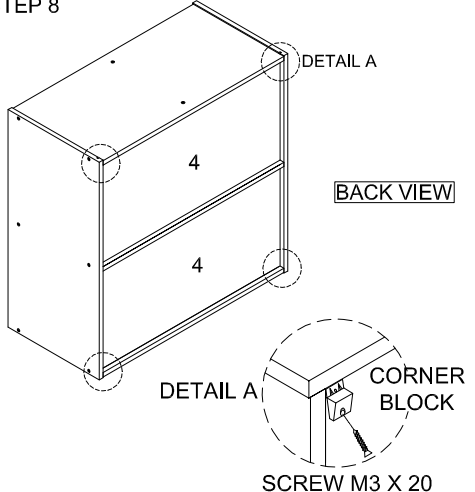


ASSEMBLY INSTRUCTIONS

CAUTION:

THIS ITEM IS MADE OF LAMINATED PARTICLE BOARD AND MEDIUM DENSITY FIBRE BOARD TO BE ASSEMBLED ON A DRY,SOFT,SMOOTH AND CLEAN SURFACE. DO NOT USE DETERGENT OR CHEMICAL. AVOID DAMP AND DIRECT SUNLIGHT.

STEP 1 CHECK YOUR HARDWARE		
	SCREW M3 X 20	4 PCS
	CORNER BLOCK	4 PCS
	SCREW #9 X 1 1/2"	16 PCS
	WOOD DOWEL M6 X 25	16 PCS
	WOOD DOWEL M6 X 50	2 PCS
	STICKER	16 PCS
TOOLS REQUIRED:		
	HAMMER	 SCREW DRIVER
STEP 2		
		
STEP 3		
		
STEP 4		
		
STEP 5		
		
STEP 6		
		
STEP 7		
		
STEP 8		
		
STEP 9		
