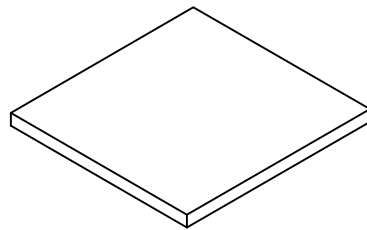
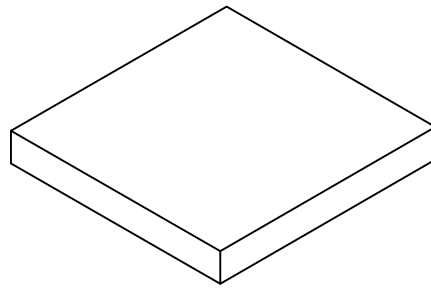
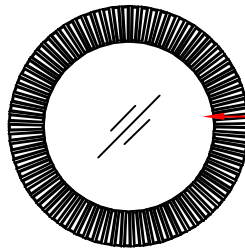


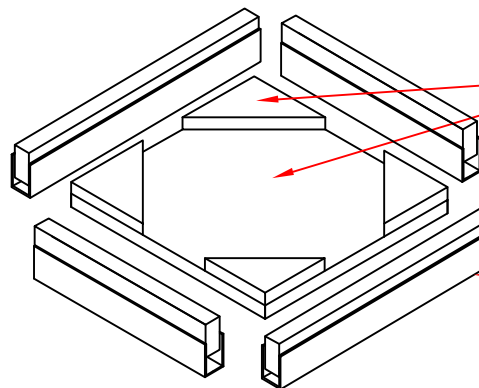
MODEL: 60021SIL
PACKING DIAGRAM



← STYROFOAM: 12 KGS.



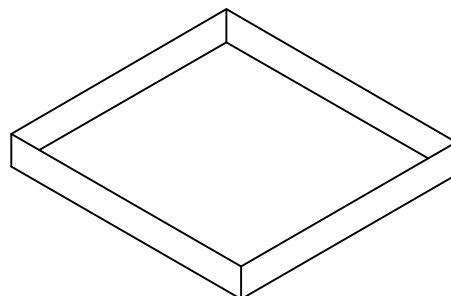
← MIRROR

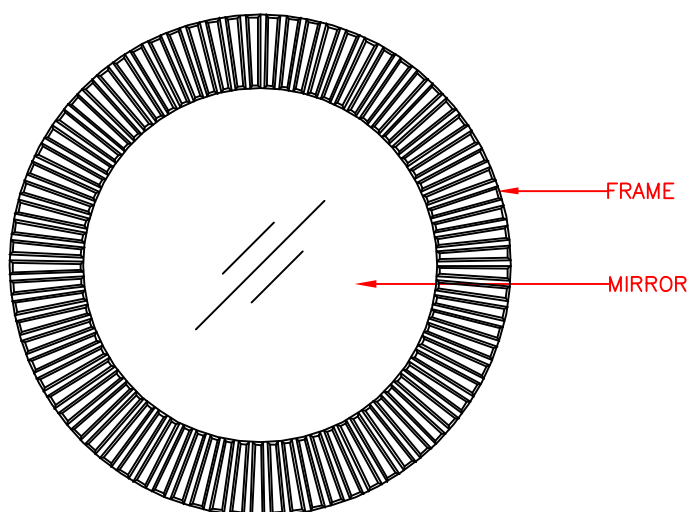


← STYROFOAM: 12 KGS.

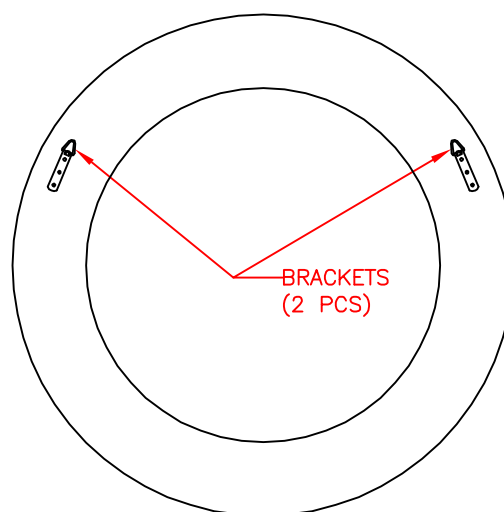
← STYROFOAM: 12 KGS.

← CARDBOARD





FRONT VIEW:



BACK VIEW:

ASSEMBLY INSTRUCTIONS

READ AND SAVE THESE INSTRUCTIONS

UNPACK THE MIRROR

YOU SHOULD HAVE RECEIVED A MIRROR IN THE PACKAGE, TO PROTECT THE FINISH, PLACE THE MIRROR ON A SOFT SURFACE.

MOUNT THE MIRROR

1. INSTALL WALL ANCHORS IN WALL AND HANG MIRROR SECURELY ON BRACKETS.

NOTE: HARDWARE NOT INCLUDED. CONTACT YOUR LOCAL HARDWARE PROFESSIONAL TO CHOOSE AN ATTACHMENT MECHANISM APPROPRIATE FOR YOUR WALL.