
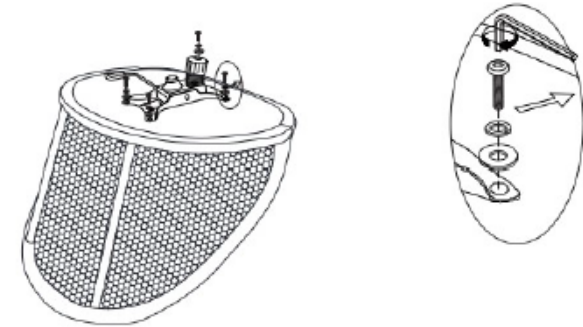


# Assembly Instructions DAGMAR Office Chair

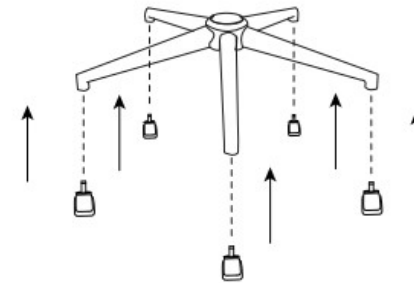


PLEASE NOTE: Check that you have received all components and hardware before assembling. If you are missing any parts, contact your retailer.

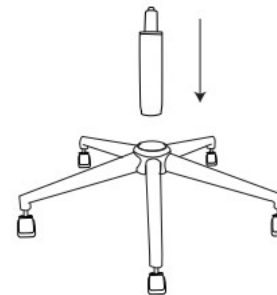
1.



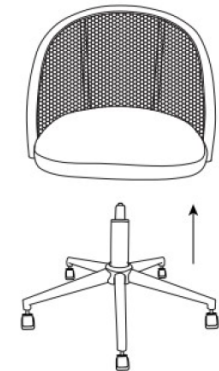
2.



3. Remove black cap on gas lift prior to installing.



4.



During assembly, hand tighten screws only. When the screws are in place, tighten completely.