

NEW 72" BLADE LENGTH

NEW BLADE FINISHES

264 POSSIBLE VARIATIONS

Irene-3H

Organic Charm and Contemporary Sophistication

The Irene-3H three solid wood blades—offered in rich walnut, light maple, gray ash, barn wood, and sleek matte finishes—are beautifully joined, creating a striking balance of natural texture and modern design. A cylindrical motor housing enhances its clean, minimalist profile, allowing it to blend effortlessly into any space. Expertly crafted from cast aluminum and heavy stamped steel, the Irene-3H is as durable as it is refined, a timeless addition backed by a limited lifetime warranty.



Shown:

IR3H-LM-WA-72 Light Maple Tone Finish, with 72" Walnut Tone Blades


See a similar look in a downrod, The Nan on pg. 88



Shown:
IR3H-TB-WA-60 Textured Bronze Finish, with 60” Walnut Tone Blades



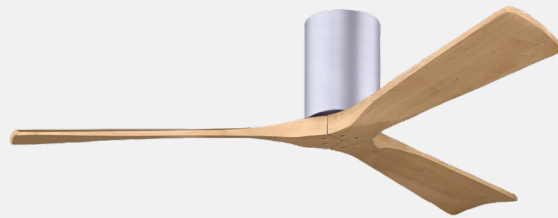
IR3H-CR-BK-42
Polished Chrome Finish,
with 42” Matte Black Blades



IR3H-BRBR-GA-52
Brushed Brass Finish,
with 52” Gray Ash Tone Blades



IR3H-BP-MWH-60
Brushed Pewter Finish,
with 60” Matte White Blades



IR3H-BN-LM-60
Brushed Nickel Finish,
with 60” Light Maple Tone Blades



IR3H-WN-WN-72
Walnut Tone Finish,
with 72” Walnut Tone Blades



IR3H-LM-MWH-72
Light Maple Tone Finish,
with 72” Matte White Blades

PRODUCT FEATURES

- DC

DC Motor
- Silent Motor

Silent Motor
- Handheld Remote

Handheld Remote
- Wall Control

Wall Control
- Damp Location

Damp Location

FAN FEATURES

Blades (3)
- 15° Pitch
- CNC Cut Solid Wood

Overall Drop 10in / 25cm

Fan Weight 11 lbs

Fan Diameter inches: 42, 52, 60,
or 72 / centimeters: 107, 132, 152,
or 183

Voltage 110 or 220

Motor Type DC

Ambience Silent

Safety Certification ETL / CETL

Warranty Limited Lifetime

DOE MOTOR
EFFICIENCY DATA

RPM (Low/High)
42in - 50 / 267
52in - 50 / 189
60in - 50 / 151
72in - 50 / 109

CFM (Low/High)
42in - 766 / 4633
52in - 1394 / 5863
60in - 1868 / 6092
72in - 2674 / 6085

Watts (High) CFM/Watt (High)
42in - 28.38 **42in** - 154
52in - 30.16 **52in** - 194
60in - 30.51 **60in** - 208
72in - 30.47 **72in** - 208

MOTOR FEATURES

STANDARD EQUIPMENT



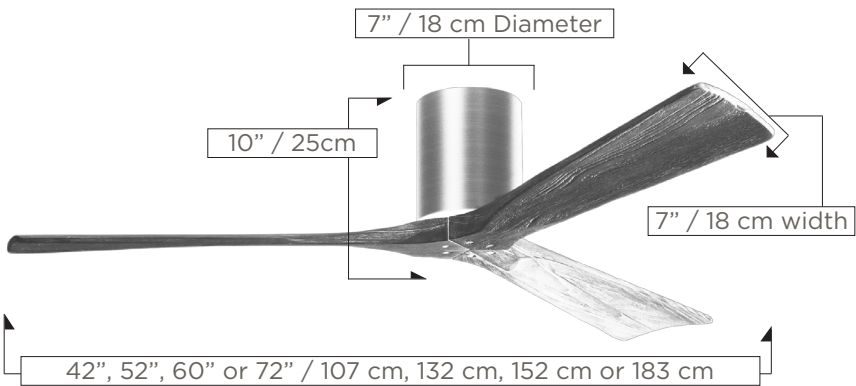
Handheld Remote
- 6 Speed
- Motor Off
- Reverse



Wireless Wall Control
- 6 Speed
- Motor Off
- Reverse

**For more information see accessory page. 132*

TECHNICAL SPECIFICATIONS



SKU BUILDER

IR3H-XXXX-XXX-XX
(Model+Finish+Blade+Diameter)

FAN FINISHES

264 POSSIBLE VARIATIONS

Fan Finishes	Blade Finishes
	42”, 52”, 60”, 72”



BW
Barn Wood Tone



BW
Barn Wood Tone



BRBR
Brushed Brass



GA
Gray Ash Tone



BB
Brushed Bronze



LM
Light Maple Tone



BN
Brushed Nickel



BK
Matte Black



BP
Brushed Pewter



MWH
Matte White



WH
Gloss White



LM
Light Maple Tone



WA
Walnut Tone



BK
Matte Black



CR
Polished Chrome



TB
Textured Bronze



WN
Walnut Tone