

CRYST RAMA



1958

95 Cantiague Rock Road, Westbury NY 11590

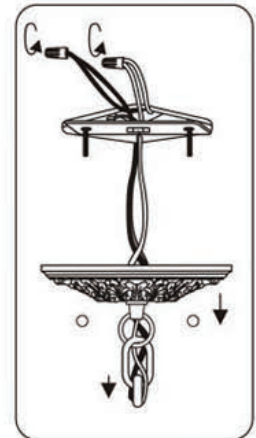
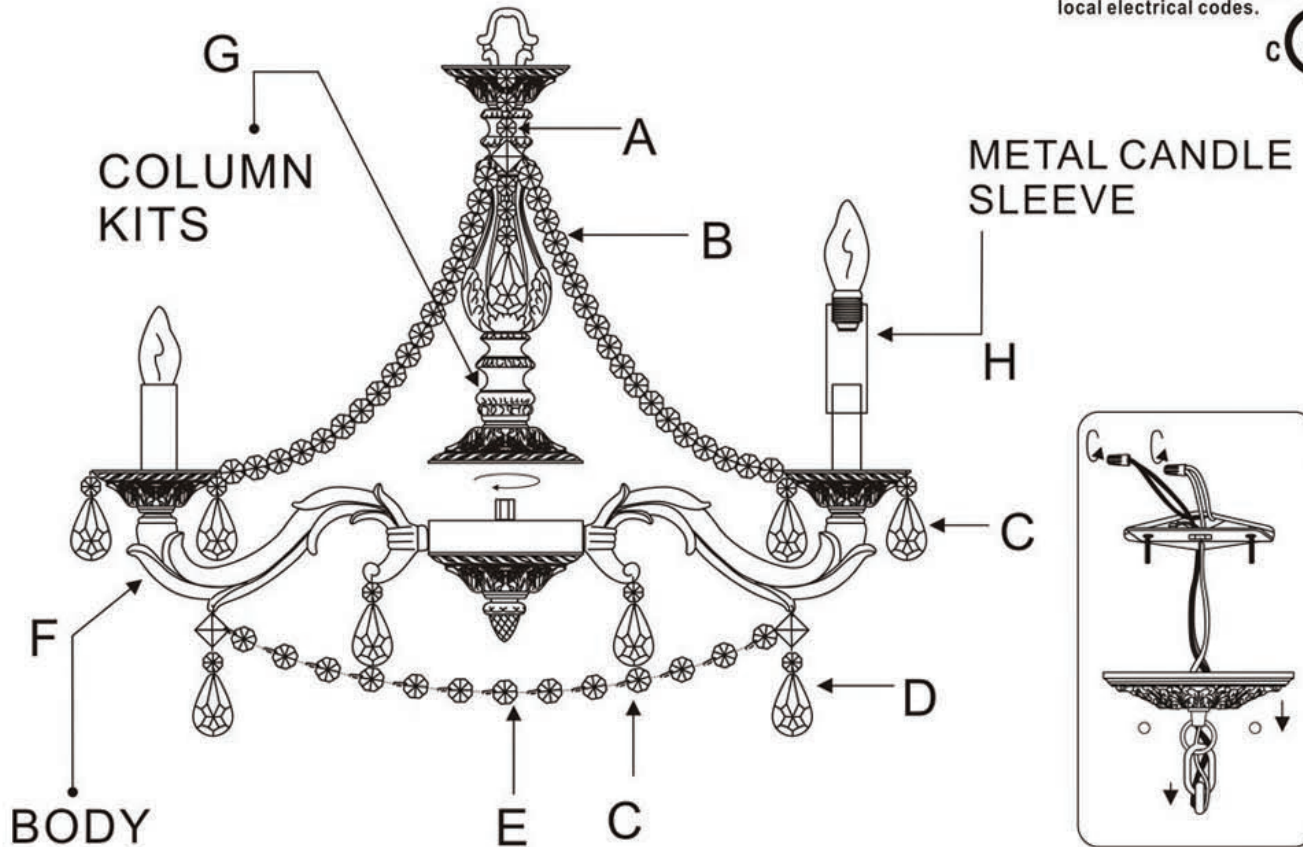
ph:516.931.9090 fax: 516. 931.1254

info@crystorama.com www.crystorama.com

MODEL#:5026-AW-CL-MWP ASSEMBLY AND DRESSING INSTRUCTIONS



All electrical components must be installed by a licensed electrician in accordance with the National Electric Code and the appropriate local electrical codes.




A= 

(14mmx3pcs+18mm+14mmx3pcs+9/50-2")x6sets

B= 

(14mmx18pcs)x12sets-with short pin.

C=  (14mm+9/50-2")x30sets

D=  (18mm+14mm+9/50-2")x6sets-Wp.h.

E= 

(14mmx13pcs)x6sets-with short pin.



You will need 6 - Cand. Bulb
40 Watts Recommended
60 Watts Max
Bulb not included.

ASSEMBLY STEPS:

- 1) G → F
- 2) H → F
- 3) A.B. → G.F
- 4) C.D.E → F