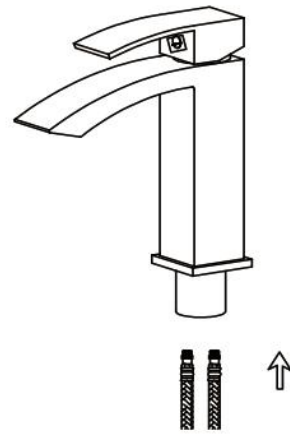
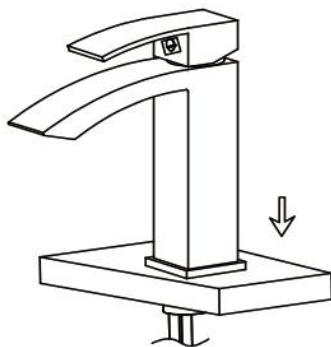




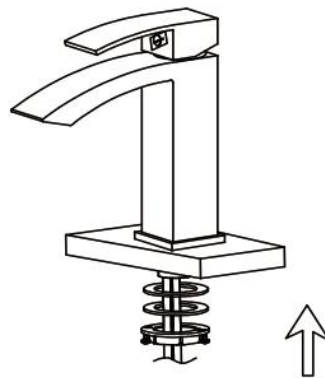
1. Remove the rubber washer, metal washer and locking nut from the faucet.



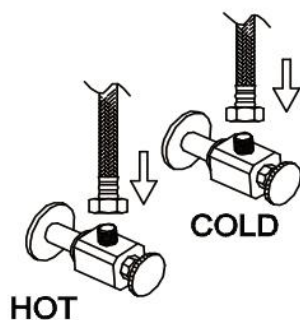
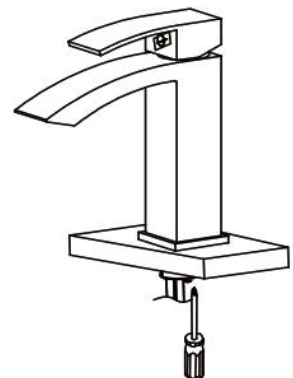
2. Screw and hand tighten the hot and cold flexible hoses to the faucet. Do not use a wrench to tighten hoses as this may damage the hose and/or the hose threads.



3. Install faucet through center hole.



4. Re-install the rubber washer followed by the metal washer and lock-nut. Hand tighten then tighten further using a screw driver to tighten lock nut screws.



5. Attach flexible hose to water supply.

