

STYLE
CRAFT





StyleCraft Home Collection
662.429.5229





8474 Market Place Drive, Suite 104, Southaven, MS 38671

Assembly Instructions

Santa Monica Circle Bookcase

Take out all the parts and hardwares and identify each part as shown. It may help you assemble the bookcase.

ITEM	PART	DESC.	QTY
A		Metal Frame	2
B		Shelves in different size	4
C		Pan-head screw	28
D		Allen Key	1

ITEM	PART	DESC.	QTY
E		X Frame 12.25"×13.25"	2
F		X Frame 12.25"×17.5"	2
G		Flat washer	28
H		Flat-head screw	22

Please study the diagram before assembling. Note: Loosely thread all screws first.

Once the item is assembled, uprighted and leveled then completely tighten.

After all parts assembled, put the bookcase upside down on soft and clean surface. Fix wooden shelves with the metal support by Flat-head screws (2 pcs screws should be needed on each shelf).

