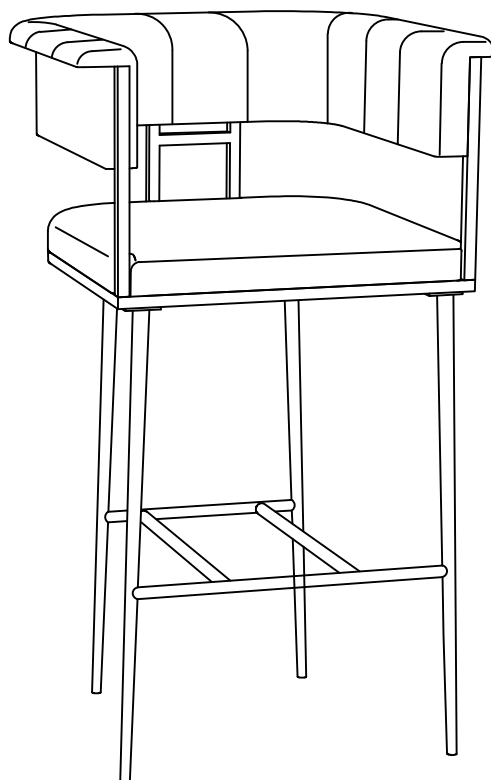


TOV
FURNITURE

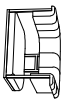



ASTRID VELVET BAR STOOL
TOV- D44027/D44028

ASTRID




ASSEMBLY INSTRUCTIONS



PARTS LIST


LABEL	PICTURE	DESCRIPTION	QTY.
A		CHAIR	1
B		FRONT LEGS	1
C		BACK LEGS	1
D		STRETCHER	2

HARDWARE

LABEL	PICTURE	DESCRIPTION	QTY.
1		M6 x 15	20
2		SPRING WASHER	16
3		WRENCH	1

BEFORE BEGINNING ASSEMBLY :

 Read instructions cover to cover

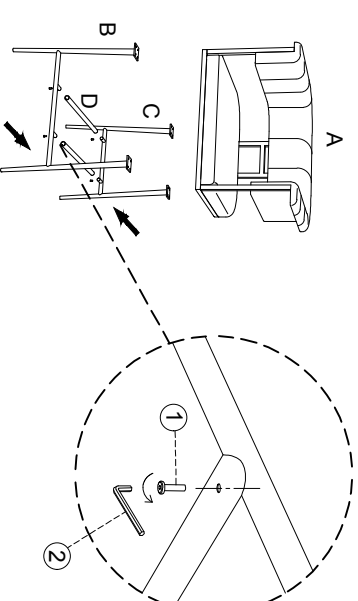
 Have two adults on hand for assembly

 Do NOT assemble on flooring or carpet. Assemble on a clean non-marring surface (ex: packing foam)

 Save all packaging until assembly is completed

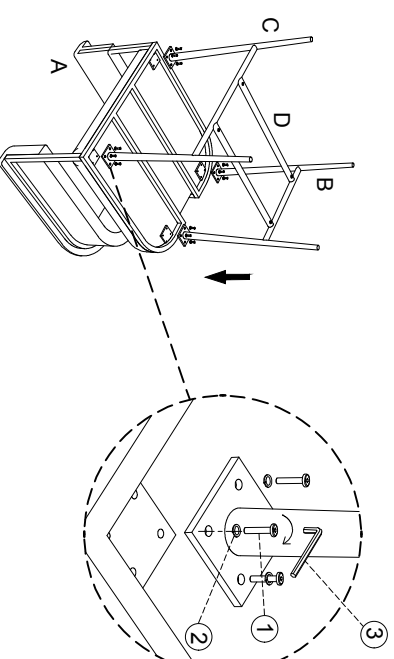
ASSEMBLY STEPS

STEPS 1



Attached the 2 stretcher to the leg rail with the M6 x 15 bolt.

STEPS 2



Keep the bolts loosen while setup and tight all the bolts until the 4 legs have already in place.

CARE & MAINTENANCE



Do not put hot items directly on furniture surface.



Do not clean furniture with harsh cleansers or polish.



Dust and pick up spills using a clean, non- colored, lint-free cloth.



Stains may be removed with mild soap solution and a damp cloth.



Do not place furniture under direct sunlight.



Do not place furniture near heating or cooling vents.



Do not write on furniture without a padded barrier to protect the surface.



Do not place furniture outside, for indoor use only.

CARE & MAINTENANCE FOR FABRIC



Advise dry-cleaning only.

In case of stains , use a clean towel with some warm water.

Chemicals are not advised.