



HOOKER
— FURNITURE —





ASSEMBLY INSTRUCTION

Item: 1586-80113A-WH3 Side Stripe End Table

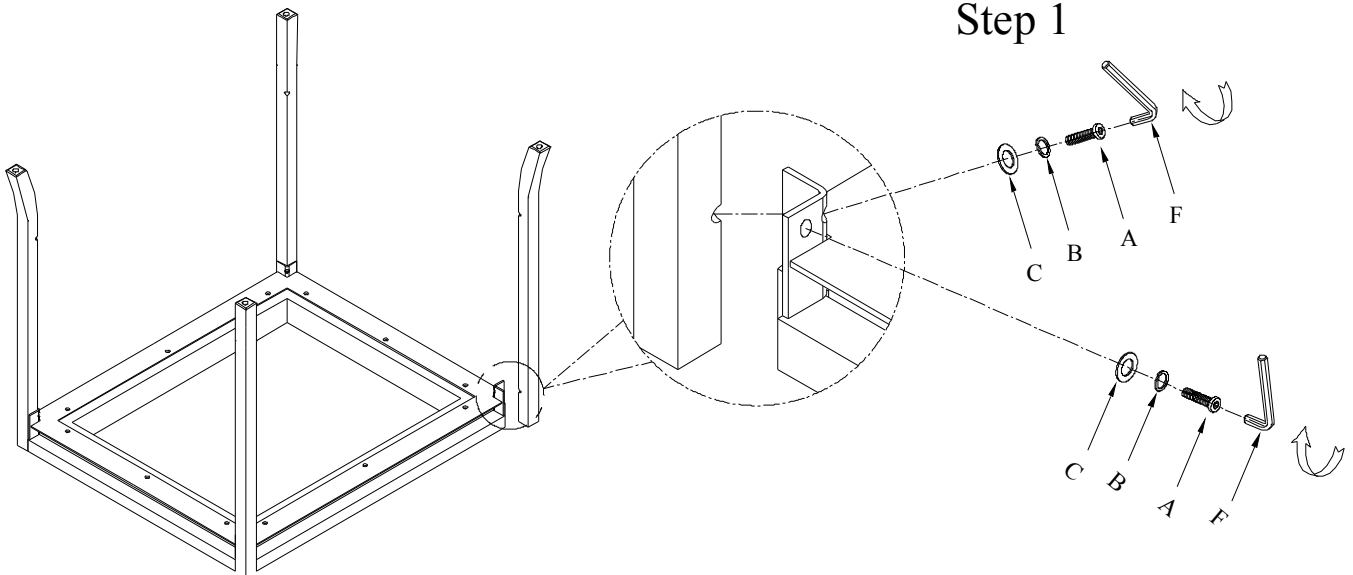
Thank you for purchasing this quality product. Be sure to unpack carefully looking for small parts which may have come loose during shipment.

Read all instruction and study the drawing carefully before starting the assembly process:

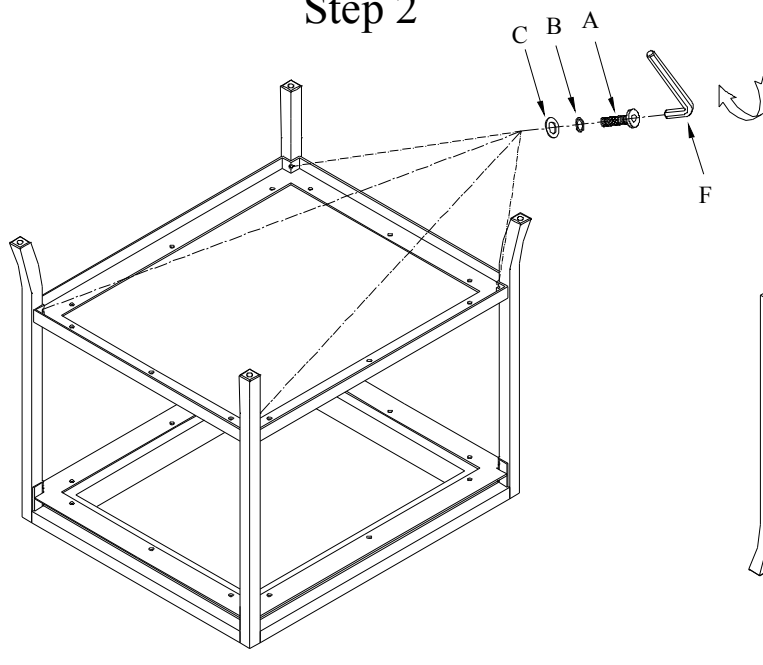
HARDWARE PACK

NO	DRAWING	DESCRIPTION	SIZE	Q'TY	Color
A		BOLT	$\Phi 1/4" \times 5/8"$	16pcs	Gold
B		LOCK WASHER	$\Phi 1/4" \times 12 \times 3$	16pcs	Gold
C		FLAT WASHER	$\Phi 1/4" \times 13 \times 2$	16pcs	Gold
E		ALLEN WRENCH	4mm	1pc	black

Step 1



Step 2



Complete

adjustable Leveler