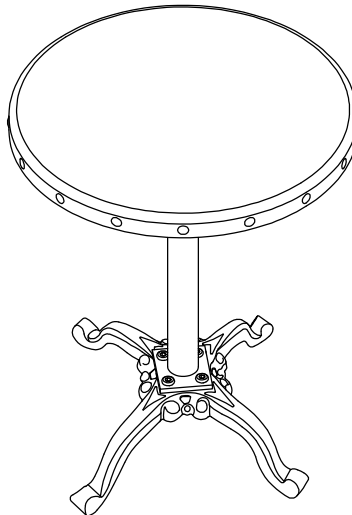




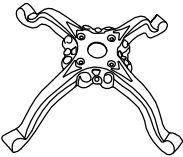



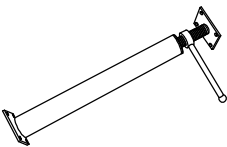
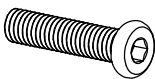


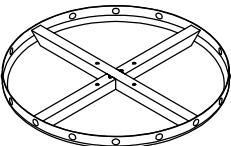



CAROLINA FORGE

Assembly Instructions

Item # CF2300MTRT
18" Round Adjustable Table



Thank you for purchasing a Carolina Forge company product. This product has been designed for easy assembly and is constructed for durability. Please take the time to read and follow the assembly instructions carefully. If a part or hardware is missing or you have any difficulties in assembling this product, please contact us Toll Free 1-800-228-3876.

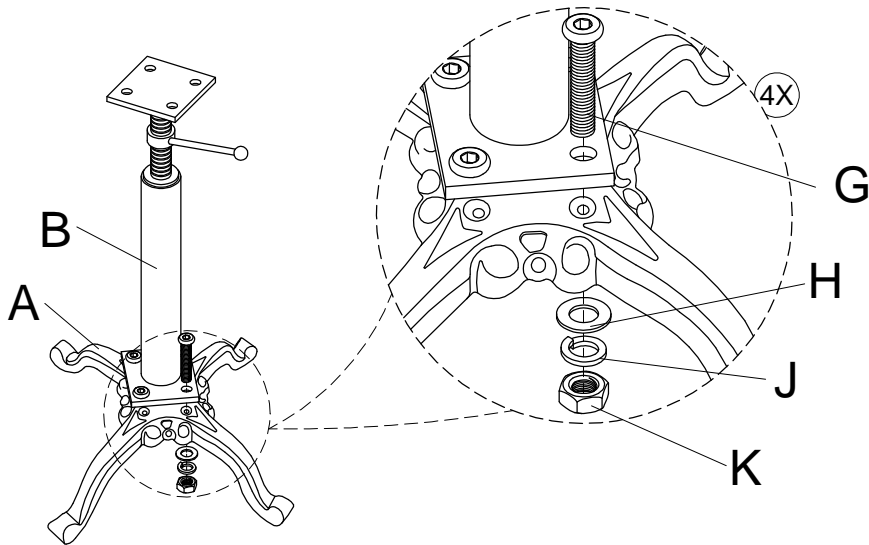
NO.	PART	DESCRIPTION	Q'TY	NO.	PARTS	DESCRIPTION	Q'TY
A		Base	1PC	D		Allen Head Bolt 1/4" × 5/8"	4PCS
				E		Flat Washer Ø12*1.0	4PCS
				F		Spring Washer Ø10	4PCS
B		Leg	1PC	G		Allen Head Bolt 5/16" × 1"	4PCS
				H		Flat Washer Ø20*1.0	4PCS
				J		Spring Washer Ø12	4PCS
C		Top	1PC	K		Hexagonal Nut 5/16"	4PCS
				L		Allen Head Wrench 4MM	1PC
				M		Open-end Wrench	1PC



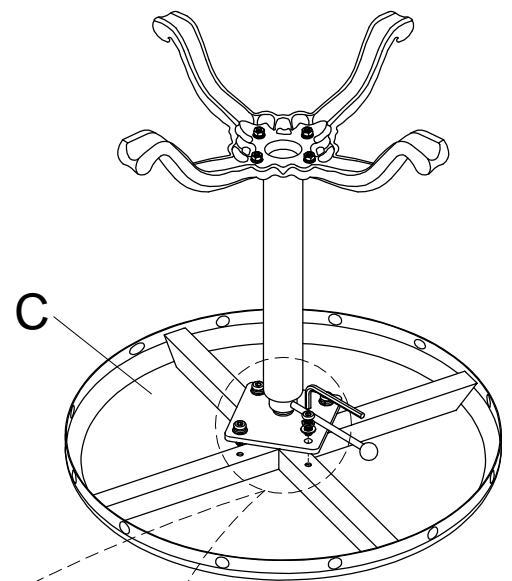
CAROLINA FORGE

Assembly Instructions
Item # CF2300MTRT
18" Round Adjustable Table

STEP1



STEP2



STEP3

