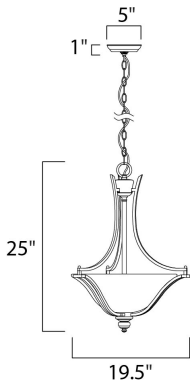




**PRODUCT DESCRIPTION**

The classic design of the Madera collection is a perfect marriage of style and value. The square metal tube frame available in either Oil-Rubbed Bronze with Wilshire glass or Satin Silver with Ice glass affords the luxury of options for any style of home.





**MEASUREMENTS**

DIMENSION : 19.5" L x 19.5" W x 25" H  
 CANOPY : 5" W x 1" H x 5" L  
 HANGING WEIGHT : 7.7 lb

**LAMPING**

INPUT VOLTAGE : 120V  
 BULB : 3 x 60W Incandescent E26 Medium , 180W Total  
 BULB INCLUDED : (Not Included)  
 DIMMABLE : Yes

**FINISHES OPTION**

-  Oil Rubbed Bronze
-  Satin Silver

**GLASS**

Wilshire WS

**MATERIAL**

Steel, Acid Etched Glass

**RATINGS**

cETLus  
 Dry Location



**ADDITIONAL**

ADJUSTABLE  
 OPERATING TEMPERATURE:  
 -20°C (-4°F), 40°C (104°F)

Always consult a qualified electrician before installing any lighting product.



**WESTERN DISTRIBUTION CENTER (HEADQUARTER)**  
 253 NORTH VINELAND AVE | CITY OF INDUSTRY, CA 91746  
**EASTERN DISTRIBUTION CENTER**  
 4200 SHIRLEY DR. | ATLANTA, GA 30336  
 P. 626.956.4200 | F. 626.956.4225 | maximlighting.com