

CRYST RAMA



1958

95 Cantiague Rock Road, Westbury NY 11590

ph: 516.931.9090 fax: 516.931.1254


info@crystorama.com www.crystorama.com


MODEL#: 4454

ASSEMBLY AND DRESSING INSTRUCTIONS


A =  (5 Jewels Strand) * 4pcs

B =  (4 Jewels Strand + 1 Jewel 3 Holes) * 4pcs

C =  (20/50-2" --No Jewels) * 4pcs

D =  (20/50-2") * 28pcs

E =  (12 Jewels Strand) * 4pcs

F =  (1 Jewels + 1x30mm Ball) * 1pc

WARNING:



Electrical Danger



Turn Power Off

All electrical components must be installed by a licensed electrician in accordance with the National Electric Code and the appropriate local electrical codes.



You will need 4 - Cand. Bulb
40 Watts Recommended
60 Watts Max
Bulb not included.

1 Bobeche
with (4)"D"Trim.

