



# Corbelle®

Toilet tank, 1.28 gpf  
**K-4143**

## Features

- 1.28 gpf (4.8 lpf).
- Combines with the K-4144 bowl to create a complete K-3814 Corbelle toilet.
- Alternative options available: Corbelle toilet tank with ContinuousClean - K-5711.

## Material

- Vitreous china.

## Technology

- Single-flush gravity uses the force of gravity and a precision-engineered tank, bowl, and trapway to create a strong siphon during flushing.
- AquaPiston® canister allows water to flow out of the tank from all sides (360 degrees), increasing the power and effectiveness of the flush.
- Flush valve's 3:2 ratio harnesses the natural force of gravity and optimizes flush performance.
- Durable canister design has 90% less exposed seal material than a 3" flapper for leak-free performance.
- Light-touch canister flush requires a lower actuation force than a flapper.

## Installation

- Supply line sold separately.
- Supply line sold separately.

## Recommended Products/Accessories

K-4144 Elongated chair height toilet bowl  
K-23726 Drain treatment

## Included Components

Additional Components:  
Hardware kit  
Polished Chrome trip lever  
Tank cover



## Codes/Standards







ASME A112.19.2/CSA B45.1

## KOHLER® Toilets and Seats Limited Warranty

See website for detailed warranty information.

## Available Colors/Finishes

*Color tiles intended for reference only.*

Color	Code	Description
	0	White
	96	Biscuit
	NY	Dune
	95	Ice™ Grey
	G9	Sandbar
	7	Black Black™

No image available.

This product is a component and not intended to be a standalone installation.

## Technical Information

All product dimensions are nominal.

### Water Consumption

Full: 1.28 gpf (4.8 lpf)

## Notes

Install this product according to the installation instructions.