

## Features

- Single handle controls both on/off activation and temperature setting.
- Showerhead features MasterClean™ sprayface for easy cleaning.
- Includes single function 2.5 gpm (9.5 l/min) showerhead with Katalyst® Air Induction Technology.
- Provides temperature regulation and automatic anti-scald protection.
- Includes faceplate, shower arm with flange, and ADA-compliant metal Level handle.
- Coordinates with Margaux faucets and accessories to complete your bathroom.
- THIS NEW K-TS16234-4 TRIM REPLACES THE EXISTING K-T16234-4 TRIM. THE NEW TRIM IS IDENTICAL AND INCLUDES TRIM ADAPTER KITS FOR BOTH RITE-TEMP K-304/K-2971 HIFLOW AND THE NEW K-8304 SERIES VALVE.

## Material

- Premium material construction.
- KOHLER finishes resist corrosion and tarnishing.

## Technology

- Pressure-balancing diaphragm technology maintains outlet temperature within +/-3 degrees Fahrenheit during water pressure fluctuations.

## Installation

- Trim set requires valve to complete installation (sold separately).

## Required Products/Accessories

K-304/K-P304 Series Rite-Temp® Valves

or

K-8304/K-P8304 Series Rite-Temp® Valve & Cartridge Kits

or

K-8300/K-P8300 Series Rite-Temp® Valve Body Rough-ins

K-8305/K-P8305 Series Rite-Temp® Cartridges

or

K-2971-KS 3/4" Pressure-balancing Valve

## Optional Products/Accessories

K-10350 Deep Rough-In Kit For K-8305 Cartridges

K-10351 Test Cap For K-8300 Series Valve Bodies



## Codes/Standards

ASME A112.18.1/CSA B125.1






DOE - Energy Policy Act 1992

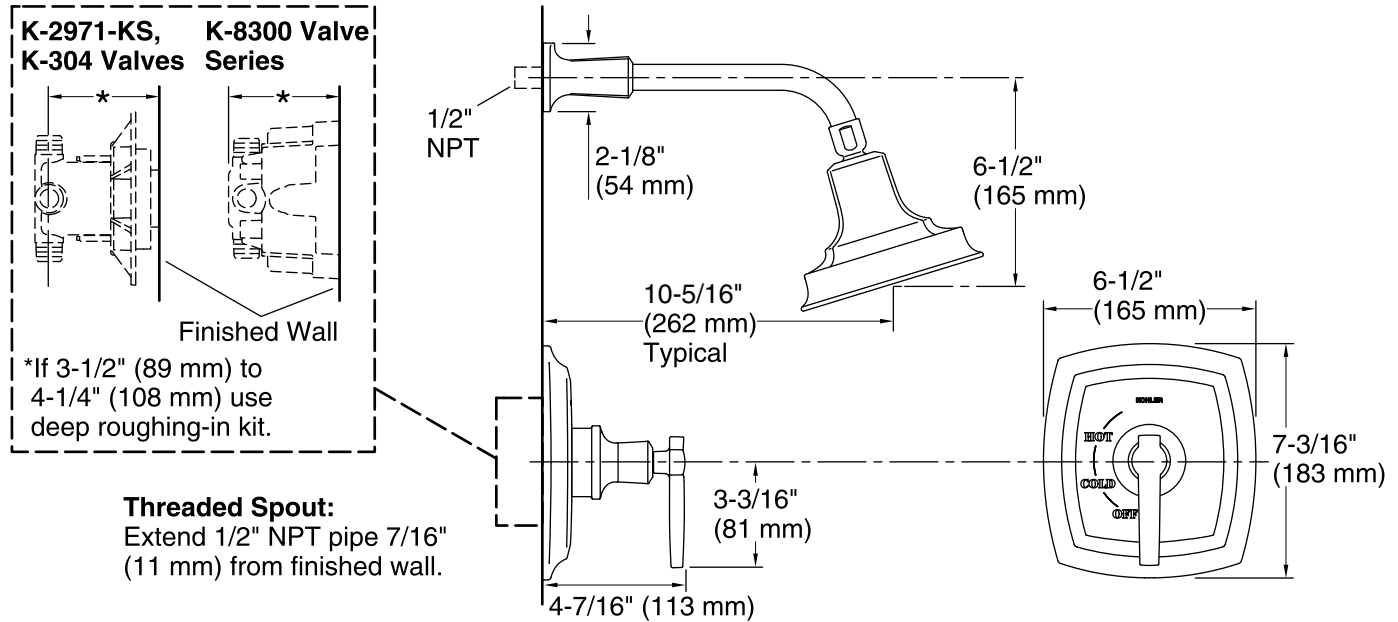
## KOHLER® Faucet Lifetime Limited Warranty

See website for detailed warranty information.

## Available Colors/Finishes

*Color tiles intended for reference only.*

Color	Code	Description
	CP	Polished Chrome
	SN	Vibrant® Polished Nickel
	AF	Vibrant® French Gold
	BN	Vibrant® Brushed Nickel
	BV	Vibrant® Brushed Bronze



## Technical Information

All product dimensions are nominal.

Drain included: No

## Showerhead/Body Spray:

Rated maximum flow: 2.5 gal/min (9.5 l/min)

Pressure: 80 psi (5.5 bar)

## Notes

Install the product according to the installation guide.

**NOTICE:** Risk of product damage. Long screws, for installing trim, can damage the K-2971-KS valve. Consult the trim installation guide to verify if the thin wall installation kit (88526) is needed.